



**STANZZA**

**PROJECT EXAMPLE**

**THE RIGHT  
DESIGN FOR  
EVERY SPACE**

**DESIGNED  
BY KIRILL IVKO**

# INTERIOR DESIGN PROJECT

Apartment in Barcelona  
Marina Street 24

## SOLUTIONS:

Interior design -  
Technical drawings -  
Calculation -

CONTACT

E-Mail: [info@stz.es](mailto:info@stz.es)

Tel: +34 697 315 515

<https://eng.stz.es>



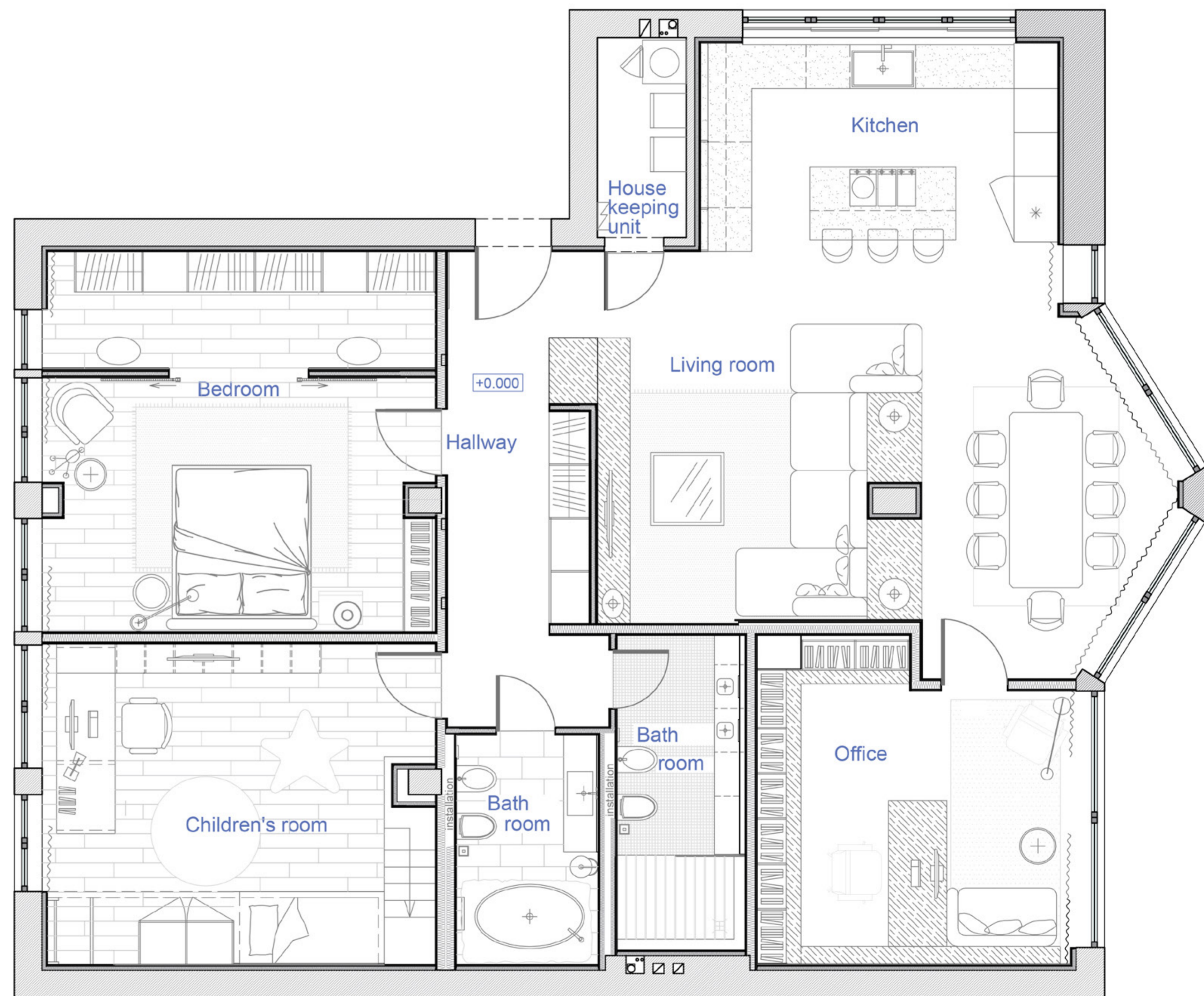
**STANZZA**

© «STANZZA EUROPE DESIGN SL» - Work in Spain and all over Europe

Hallway	m2	12,5
Kitchen-Living room	m2	52,7
Office	m2	18,6
Bedroom	m2	27,2
Children's room	m2	23,2
Bathroom 1	m2	6,1
Bathroom 2	m2	7,5
Housekeeping	m2	3,3
<b>Total area</b>	<b>m2</b>	<b>151,1</b>

# CONTENTS

INTERIOR DESIGN SOLUTIONS -  
 TECHNICAL DRAWINGS SOLUTIONS -  
 CALCULATION SOLUTIONS -



# INTERIOR DESIGN SOLUTIONS

## CONTACT

E-Mail: [info@stz.es](mailto:info@stz.es)

Tel: +34 697 315 515

<https://eng.stz.es>



**STANZZA**

ZONE

# KITCHEN LIVING ROOM





STANZZA





STANZZA





**STANZZA**






STANZZA







STANZZA



STANZZA



STANZZA

ZONE  
**MAIN  
BEDROOM**



**STANZZA**



STANZZA









**STANZZA**

ZONE  
**CHILDREN'S  
ROOM**



**STANZZA**



STANZZA




A modular shelving unit with a mix of white, orange, and blue compartments. It holds various items including books, a glass vase, a black chess piece, a white pig figurine, and a blue geometric ball. The unit is positioned against the left wall, adjacent to a window with light-colored curtains.



A wooden desk with a light-colored top and dark wood drawers. On the desk, there is a computer monitor, a keyboard, a mouse, and several potted plants. A modern, light-colored chair with a textured seat is tucked under the desk. The desk is located on the left side of the room.

A green and white modular TV stand with several storage compartments. Some compartments contain patterned fabric bins. On top of the stand, there is a television, a small robot figurine, a motorcycle figurine, and a basket. To the right of the stand is a large, cylindrical, textured storage bin on wheels.





ZONE  
**OFFICE**



**STANZZA**









STANZZA

ZONE

# BATHROOM





STANZZA



ZONE

# SHOWER ROOM







STANZZA



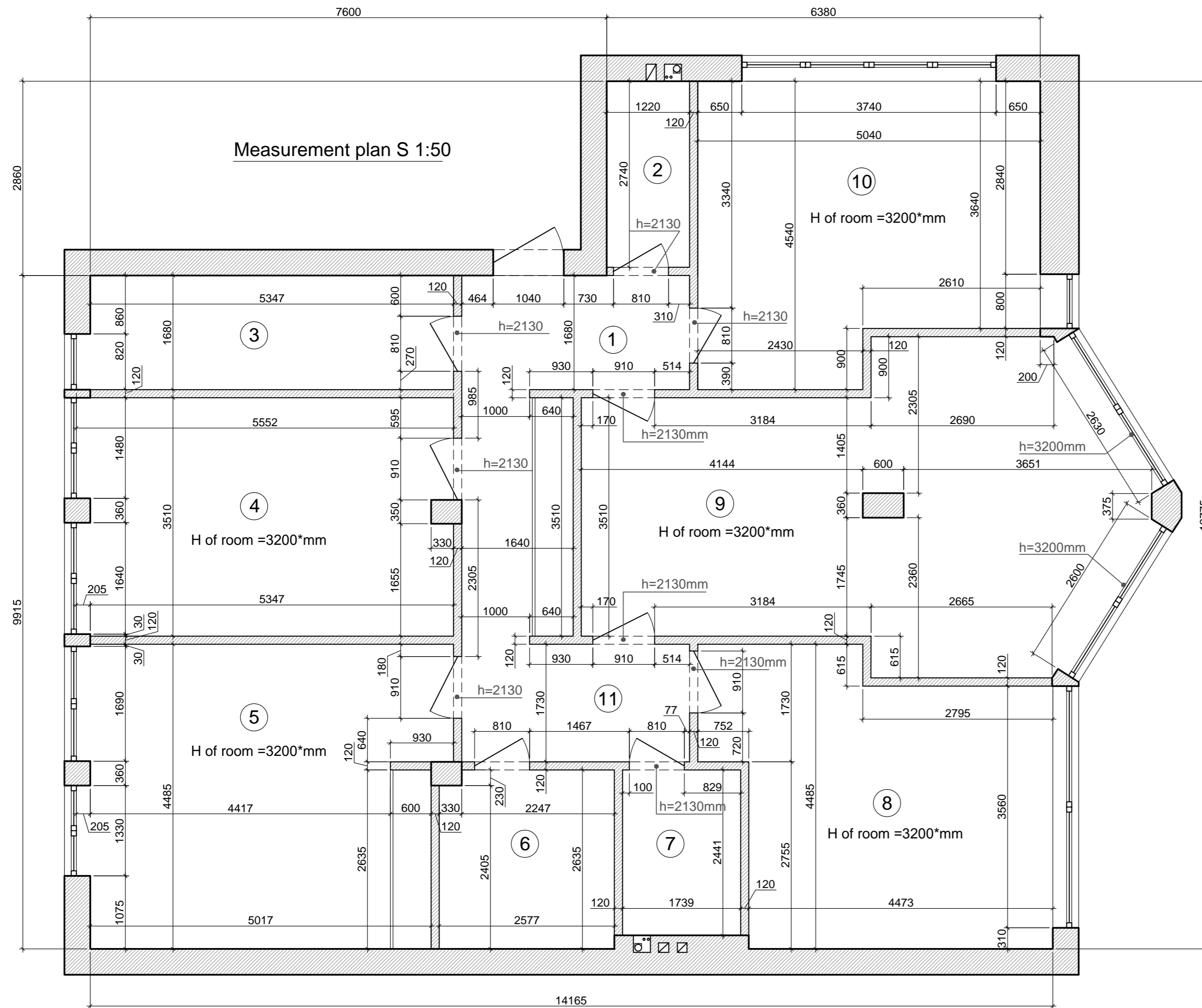
## The list of AS drawings

Sheet	Name	Remark	Sheet	Name	Remark
1	General information		33	Kitchen. Wall elevation	
2	Measurement plan S1:50		34	Living room. Wall elevation	
3	Partition demolition plan		35	Office. Wall elevation	
4	Erected constructions plan S 1:50		36	Bedroom. Wall elevation	
5	Partition joints		37	Children's room. Wall elevation	
6	Partition joints		38	Bathroom №1. Wall elevation	
7	Layout of profiles for drywall S 1:50		39	Bathroom №2. Wall elevation	
8	General guidelines for preparation of partitions for finishing		40	Office. Bookcase	
9	Design with furniture arrangement S 1:75		41	Office. File cabinet. Work desk	
10	Design with furniture arrangement indicating binding and marking S 1:50.		42	Children's room. Toy-cabinet. Bookcase	
11	Specification of furniture and interior elements. Hallway. Housekeeping area.		43	Children's room. Work desk	
12	Specification of furniture and interior elements. Kitchen.		44	Children's room. Children's bed + roof space + athletic zone	
13	Specification of furniture and interior elements. Living room		45	Children's room. Wardrobe. Coat rack	
14	Specification of furniture and interior elements. Office		46	Hallway. Sliding door wardrobe	
15	Specification of furniture and interior elements. Bedroom		47	Room finish schedule	
16	Specification of furniture and interior elements. Children's room		48	Room finish schedule	
17	Specification of furniture and interior elements. Bathroom №1				
18	Specification of furniture and interior elements. Bathroom №2				
19	Floor design indicating isolation and contraction joints				
20	Floor design with flooring S1:50				
21	Floor joints				
22	Layout of plywood for a parquet board				
23	Ceiling design S1:50				
24	Ceiling joints A-I				
25	Ceiling joints Ж-H				
26	Layout of lamps and electrical outputs from the ceiling				
27	Ceiling lighting panels.				
28	Layout of electrical outputs in partitions				
29	Layout of sockets and switches.				
30	Air conditioning				
31	Electric heat-insulated flooring layout				
32	Hallway. Wall elevation				

Design Project of the Apartment in Barcelona Marina Street 24, 08013	Stage	Sheet	Sheets
	Project	1	48
Sheet name	Designing company		
General information	STANZZA DESIGN EUROPE SL		

### Room schedule

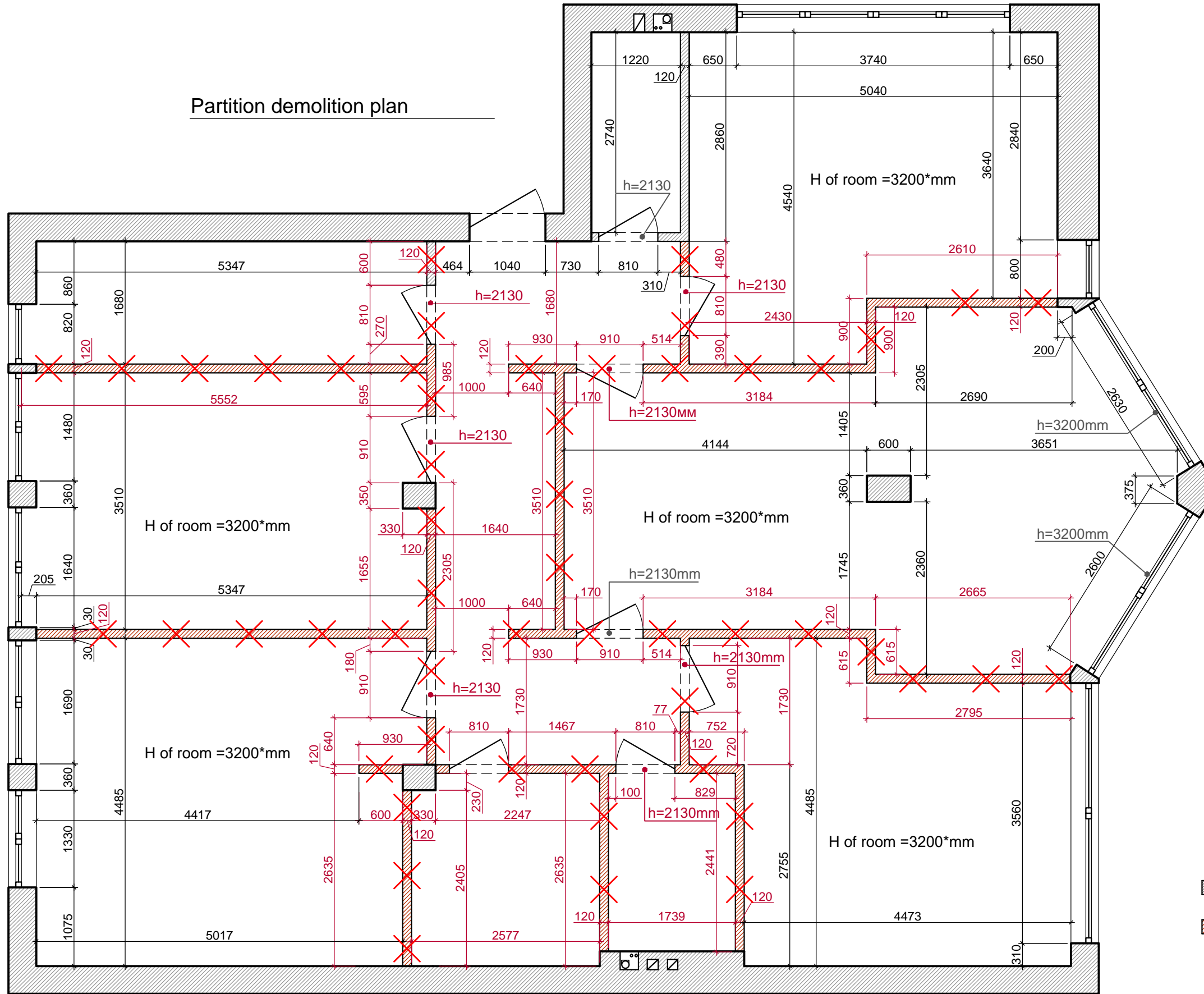
Room No.	Room name	Unit	Area
1	Hallway	m <sup>2</sup>	5,6
2	Housekeeping area	m <sup>2</sup>	3,3
3	Office	m <sup>2</sup>	9,0
4	Bedroom	m <sup>2</sup>	18,7
5	Bedroom	m <sup>2</sup>	23,6
6	Bathroom	m <sup>2</sup>	6,6
7	Toilet	m <sup>2</sup>	4,2
8	Bedroom	m <sup>2</sup>	19,6
9	Livingroom	m <sup>2</sup>	32,2
10	Kitchen	m <sup>2</sup>	20,5
11	Corridor	m <sup>2</sup>	11,8
Good measured area		m <sup>2</sup>	155,1





1. For a relative mark of +0.000, the mark of the clean floor of the apartment is taken.
2. The measured area of the apartment is 155.1 m<sup>2</sup>

Design Project of the Apartment in Barcelona	Stage	Sheet	Sheets
Marina Street 24, 08013	Project	2	48
Sheet name	Designing company		
Measurement plan S1:50	STANZZA DESIGN EUROPE SL		

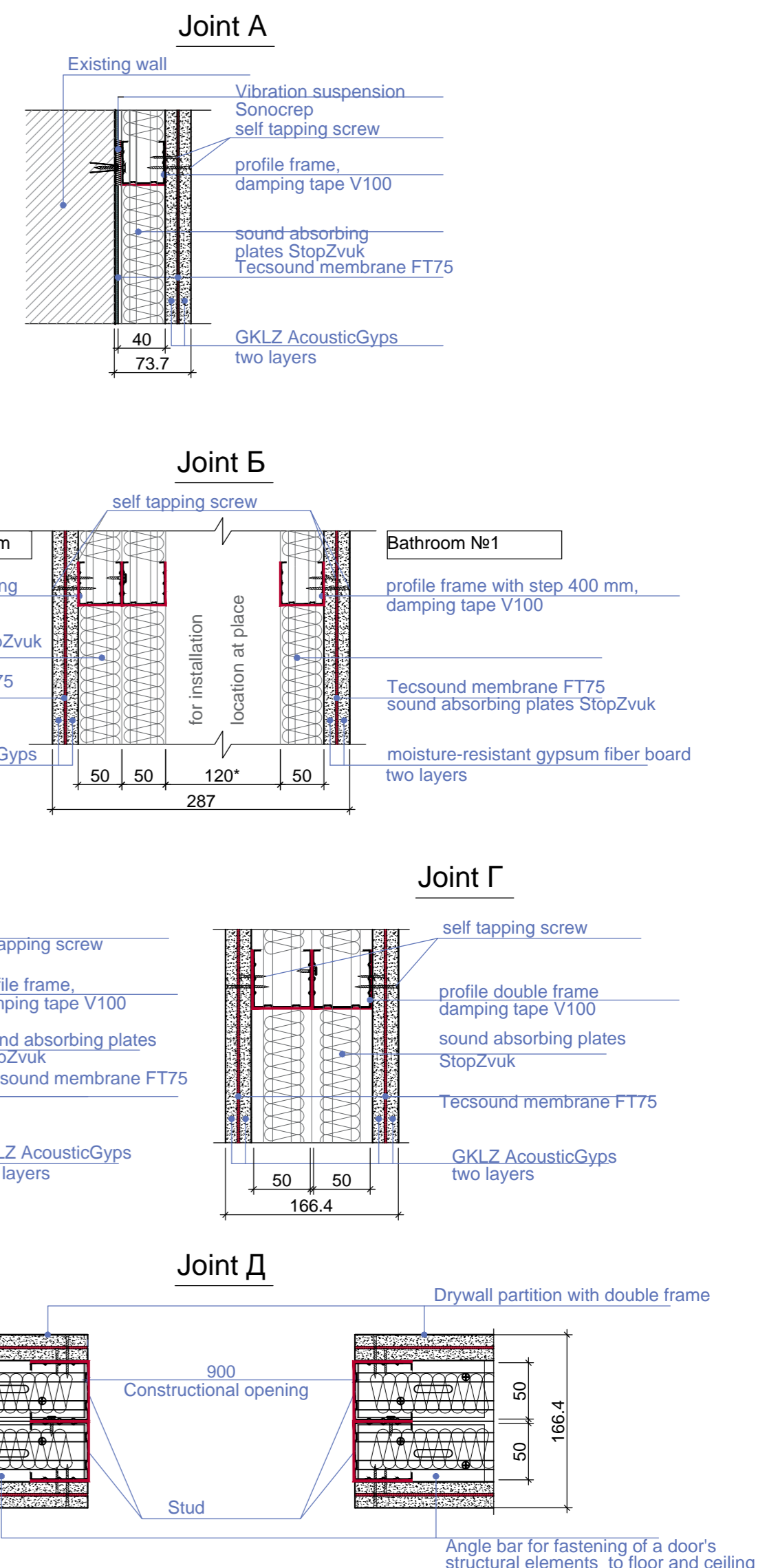
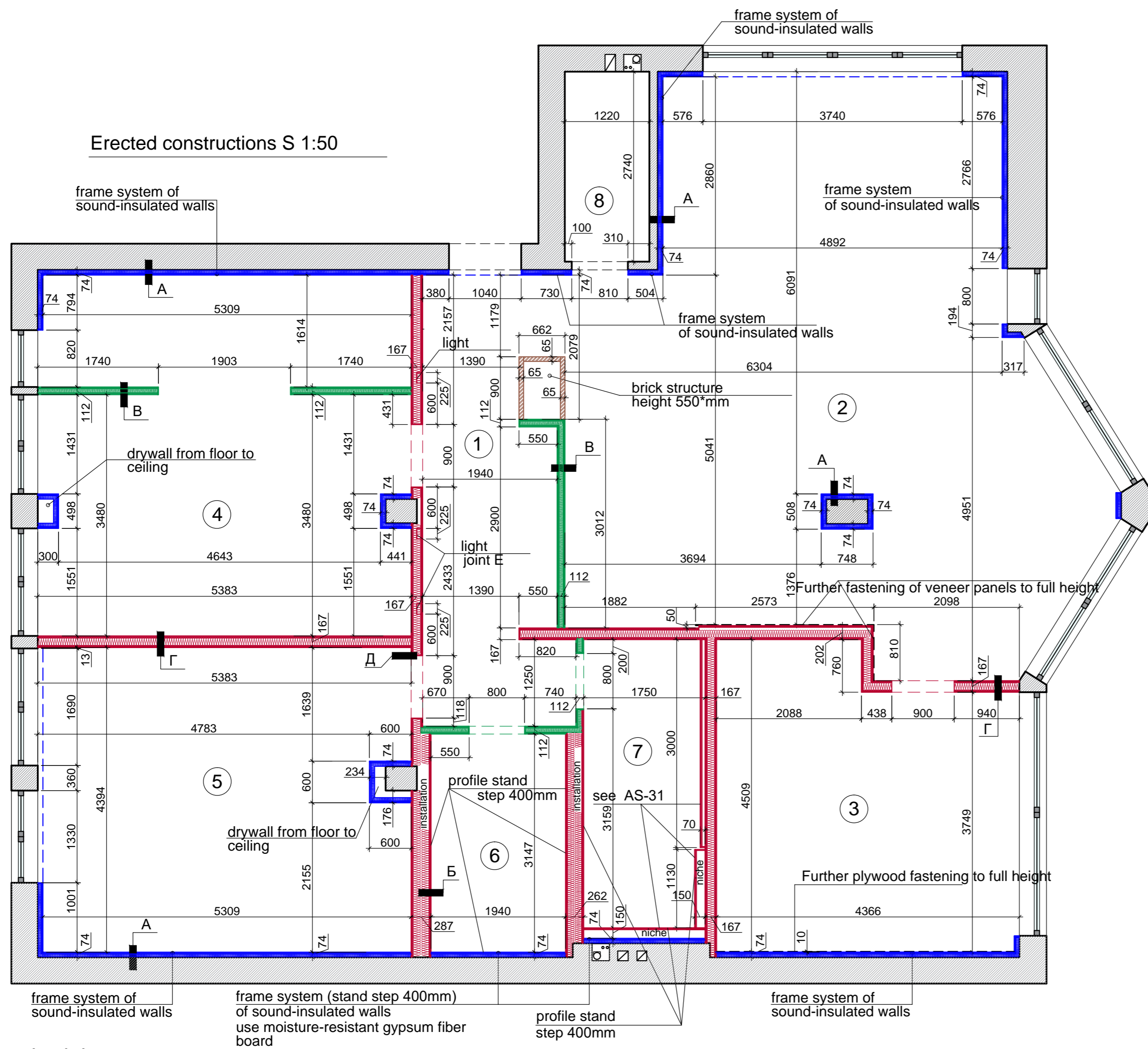
Partition demolition plan



Legend:

-  existing walls and partitions
-  demolition of partitions

Design Project of the Apartment in Barcelona Marina Street 24, 08013	Stage	Sheet	Sheets
	Project	3	48
Sheet name	Designing company		
Partition demolition plan	STANZZA DESIGN EUROPE SL		



**Room schedule**

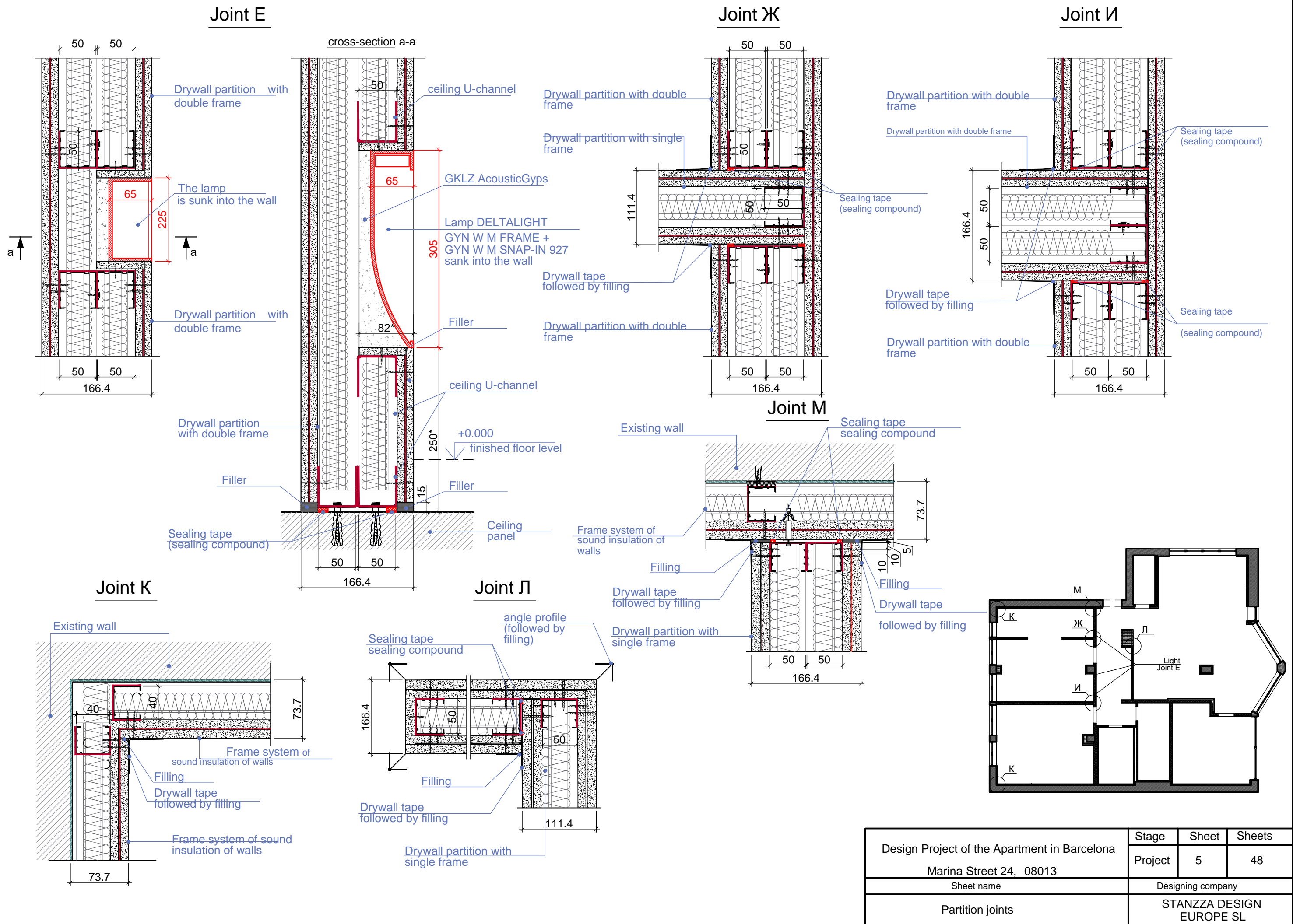
Room No.	Room name	Unit	Square
1	Hallway	m <sup>2</sup>	12,5
2	Kitchen-Living room	m <sup>2</sup>	52,7
3	Office	m <sup>2</sup>	18,6
4	Bedroom	m <sup>2</sup>	27,2
5	Children's room	m <sup>2</sup>	23,2
6	Bathroom №1	m <sup>2</sup>	6,1
7	Bathroom №2	m <sup>2</sup>	7,5
8	Housekeeping area	m <sup>2</sup>	3,3

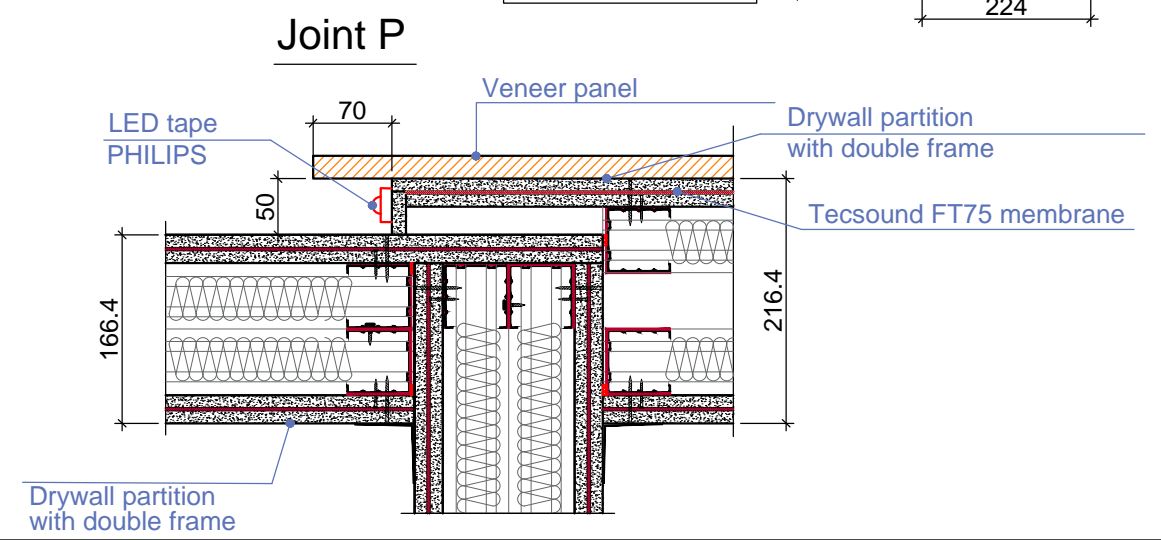
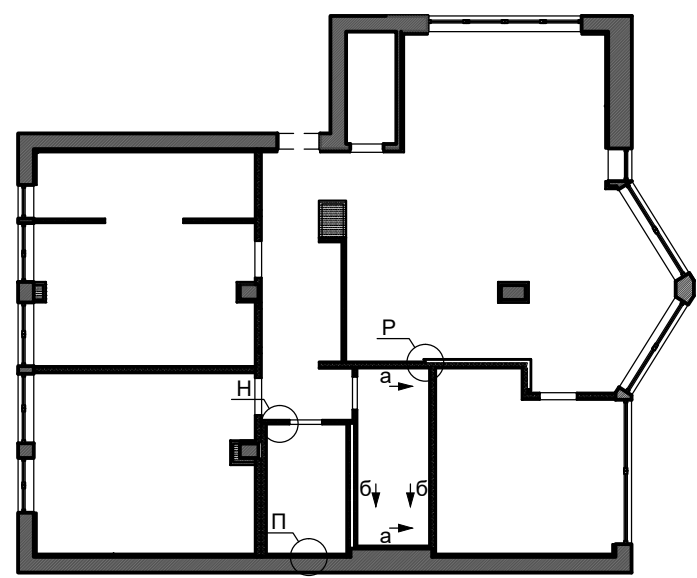
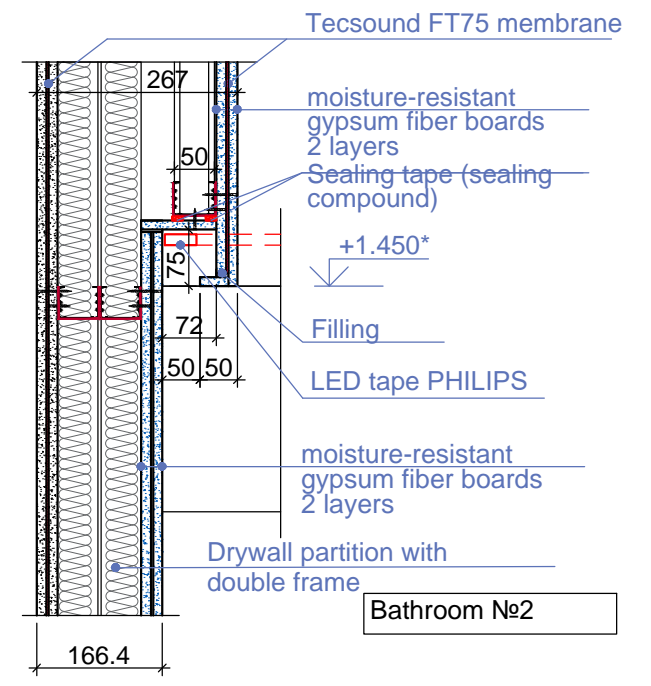
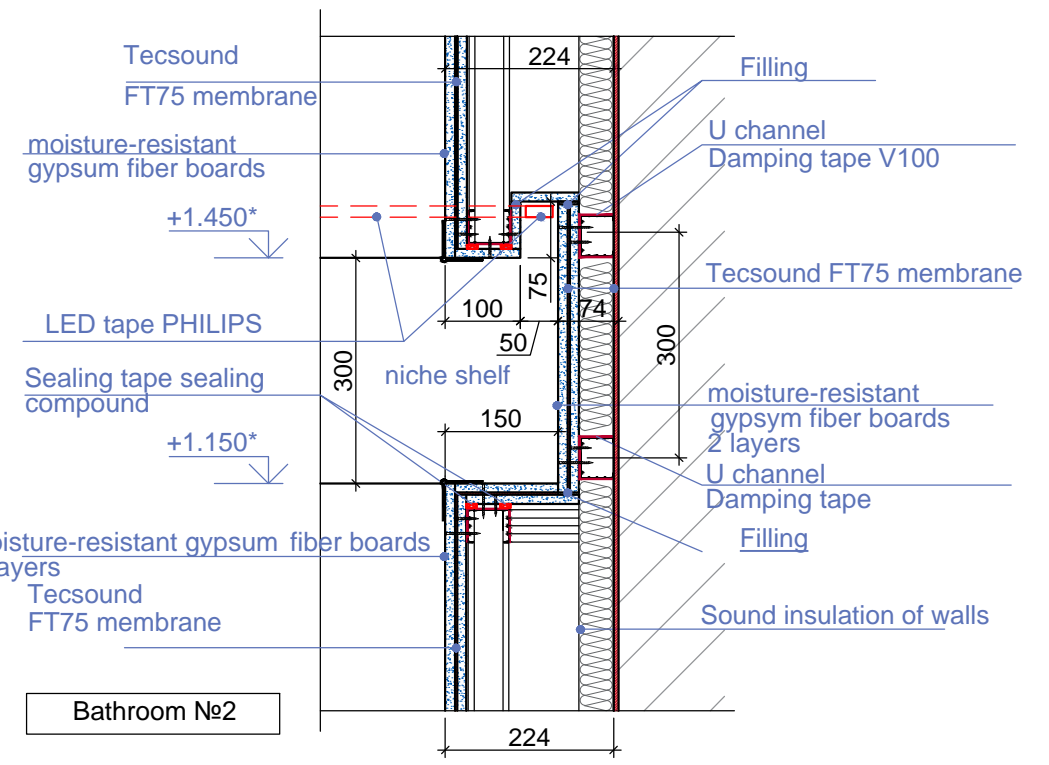
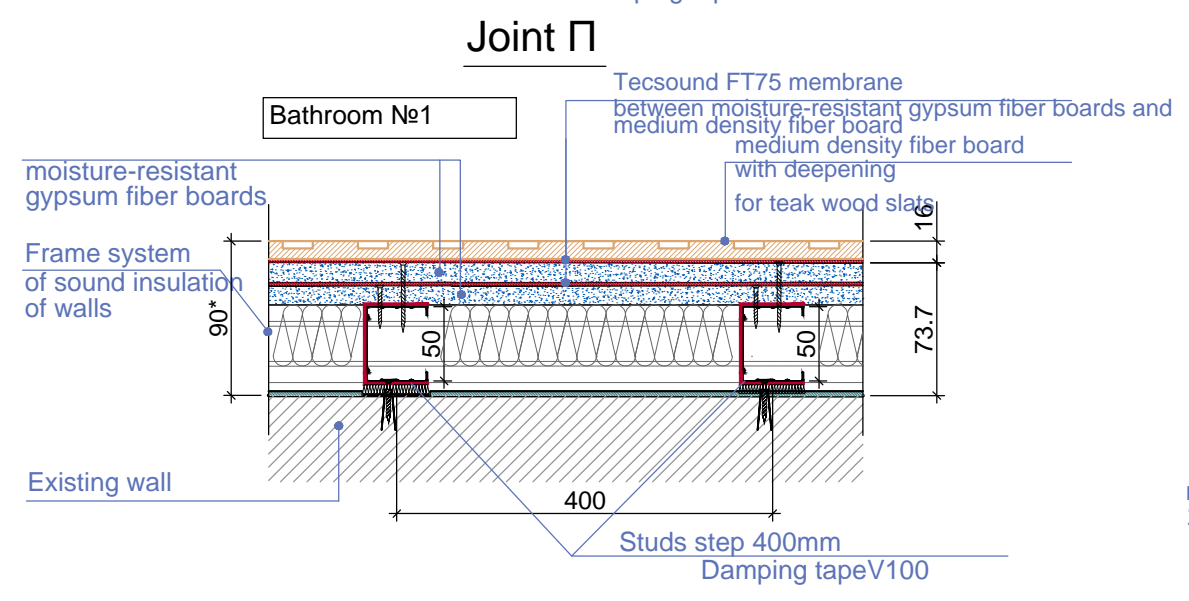
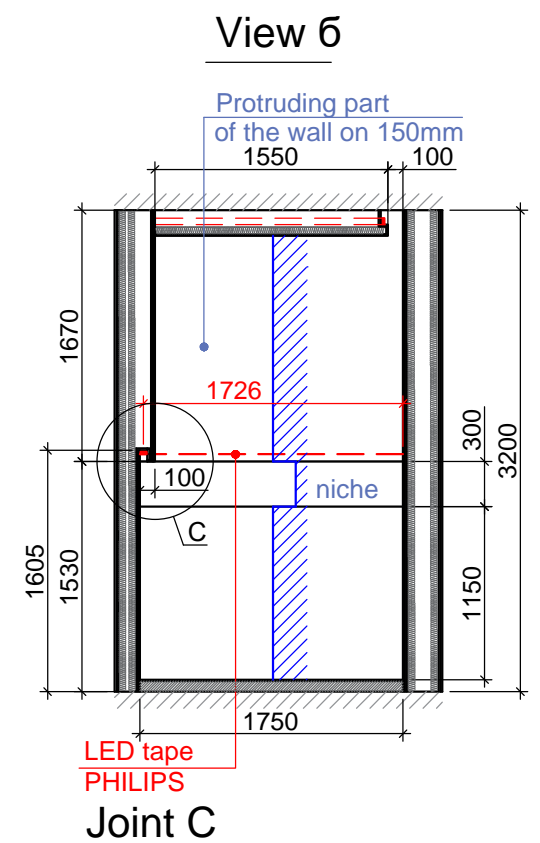
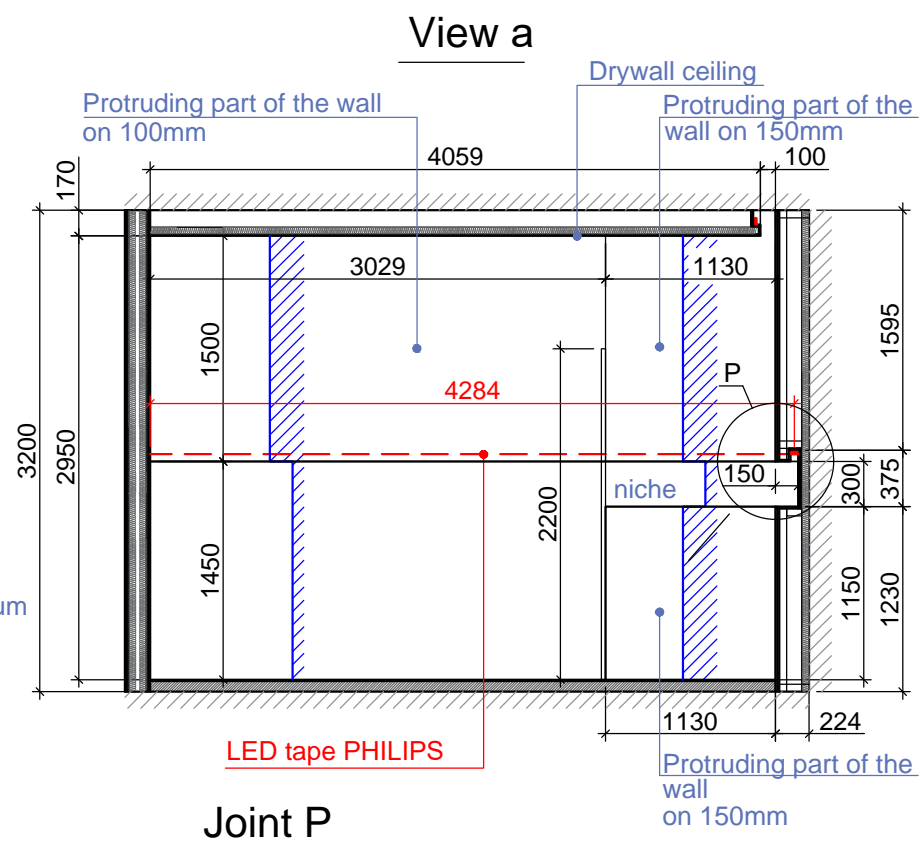
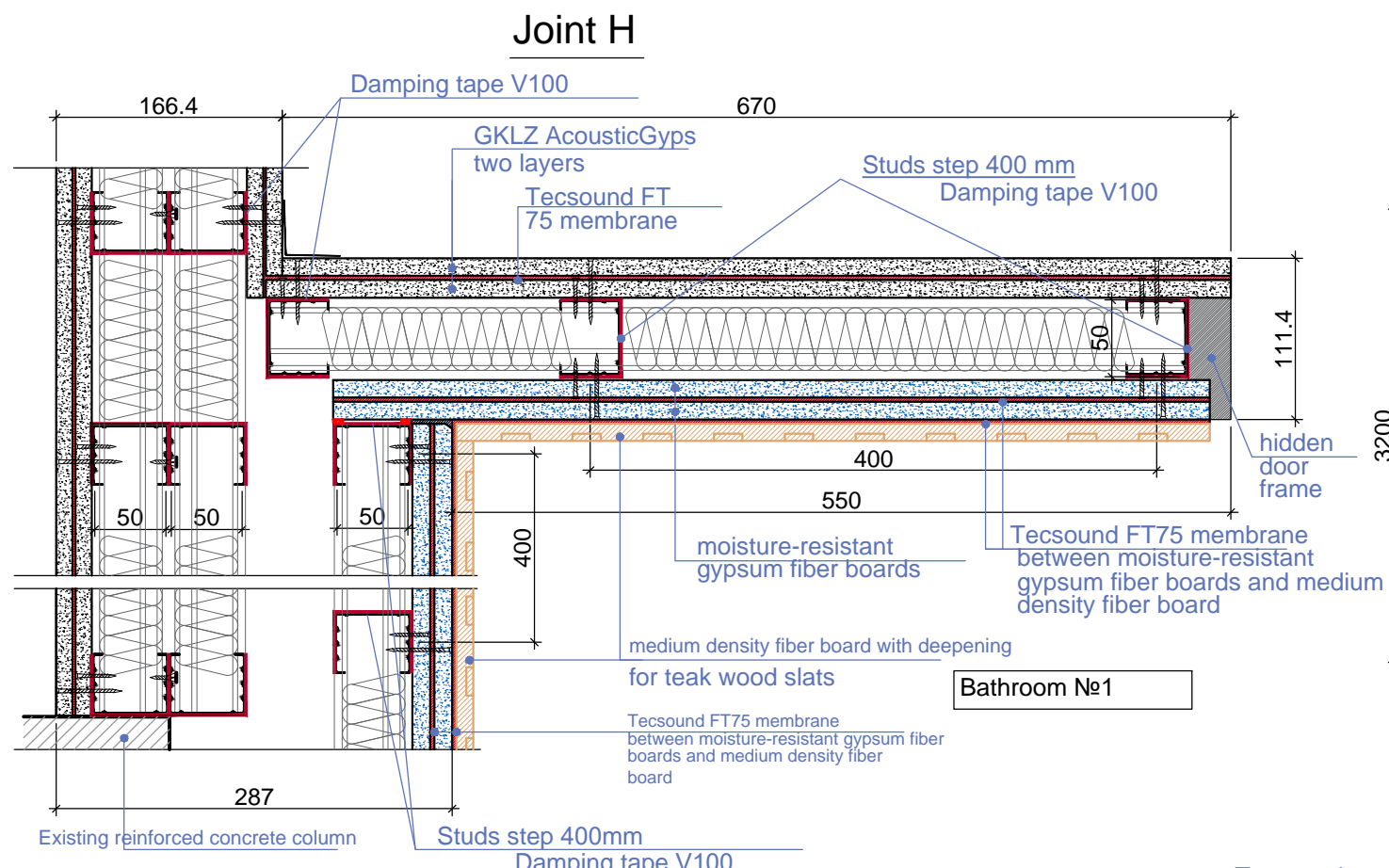
**Legend**

- Existing walls
- double frame drywall partition thickness 167mm, RW 62Db, weight 77.4kg/ m<sup>2</sup> in rooms 6 and 7 use moisture-resistant gypsum fiber board in two layers
- one frame drywall partition thickness 112mm, RW 54Db, weight 65.3kg/ m<sup>2</sup> in rooms 6 and 7 use moisture-resistant gypsum fiber board in two layers
- Frame system of sound insulation of walls thickness 74mm, RW 68Db, weight 45 kg/m<sup>2</sup> in rooms 6 and 7 use moisture-resistant gypsum fiber board in two layers
- brick structure (65mm upright), height 550\*mm

1. In the bathroom (room 6,7), from the side of the room, sew up with moisture-resistant gypsum fiber boards (gypsum fiber sheet, high strength). Mount the installation inside the partition in place (specify the dimensions after choosing the installation).
2. The interior finish of existing walls and new partitions, including slopes, should be made of improved quality plaster.
3. Dimensions with \* check in place.
4. Dimensions of the door blocks should be clarified after the installation of floors and interior decoration.

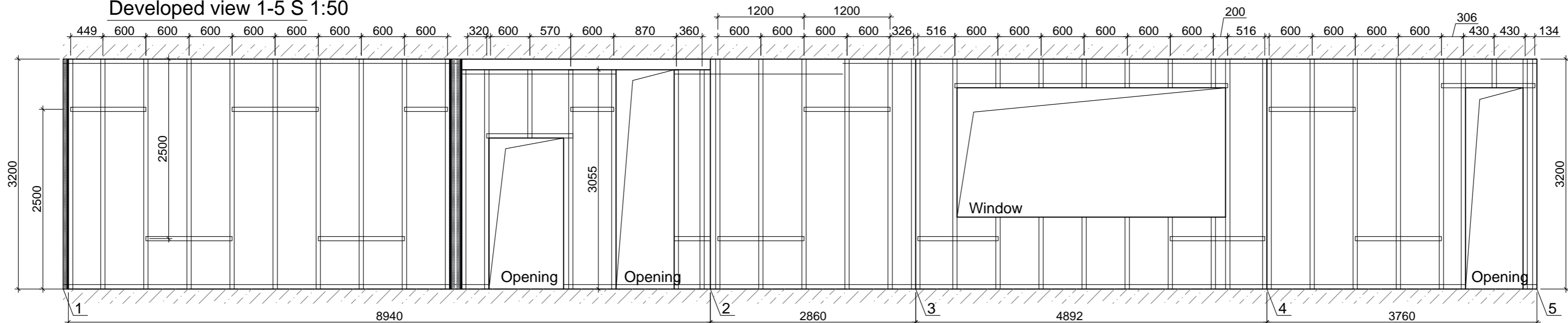
Design Project of the Apartment in Barcelona Marina Street 24, 08013	Stage	Sheet	Sheets
	Project	4	48
Sheet name	Designing company		
Erected constructions S 1:50	STANZZA DESIGN EUROPE SL		



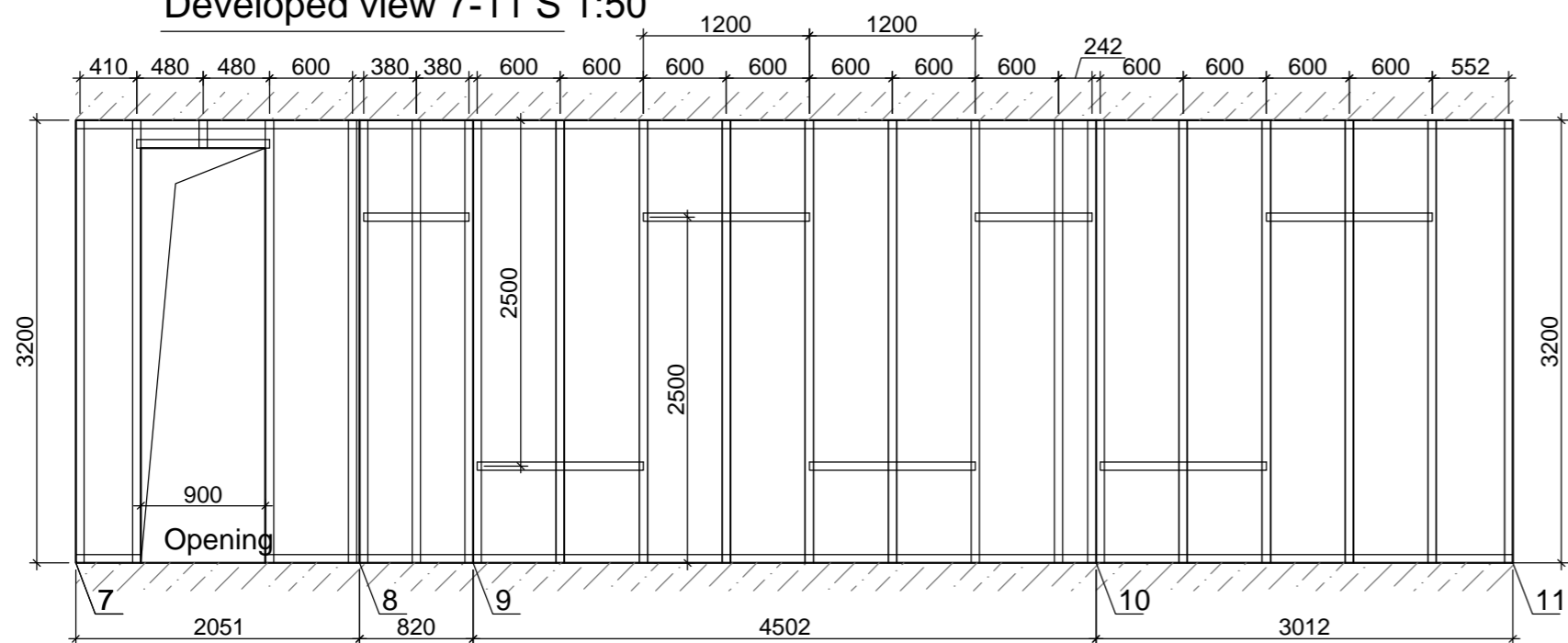


Design Project of the Apartment in Barcelona Marina Street 24, 08013	Stage	Sheet	Sheets
	Project	6	48
Sheet name	Designing company		
Partition joints	STANZZA DESIGN EUROPE SL		

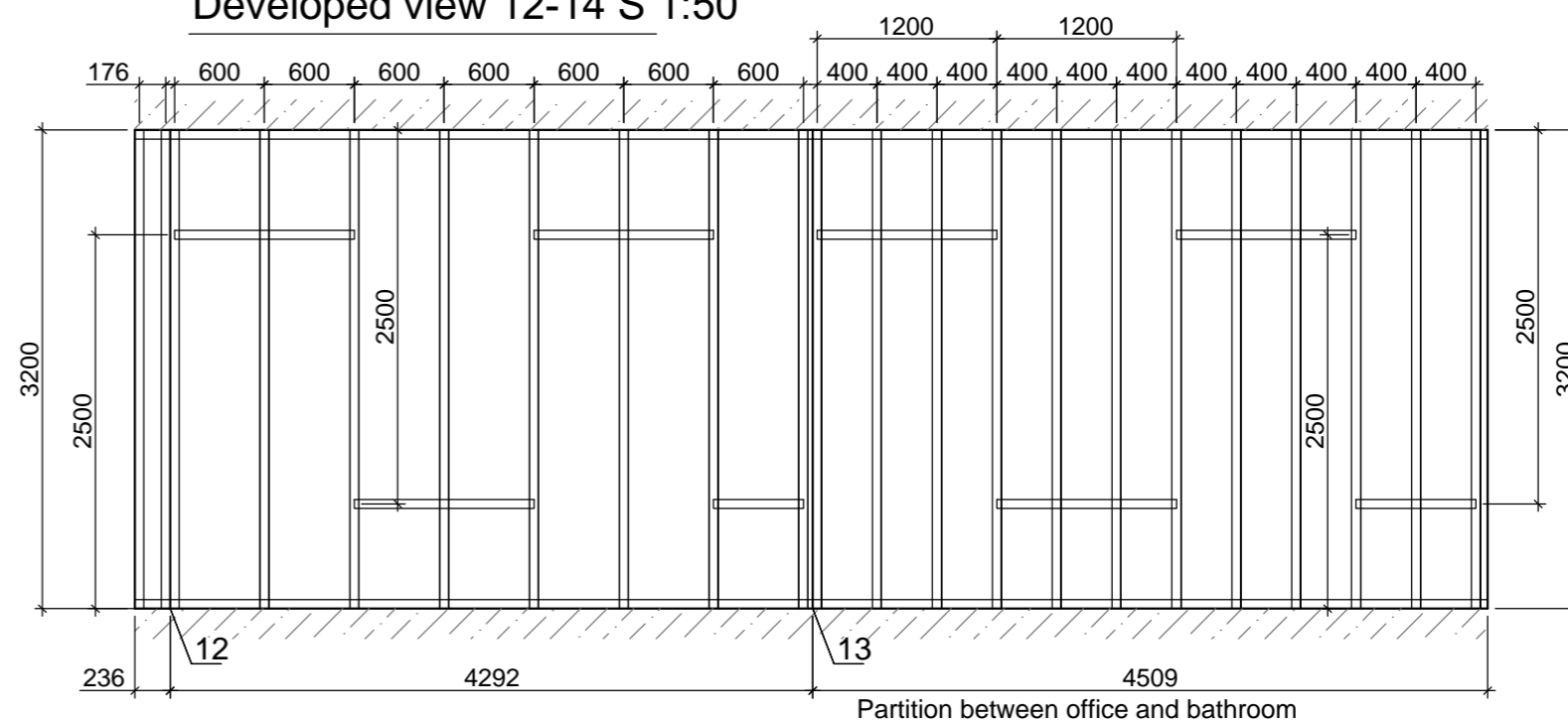
Developed view 1-5 S 1:50



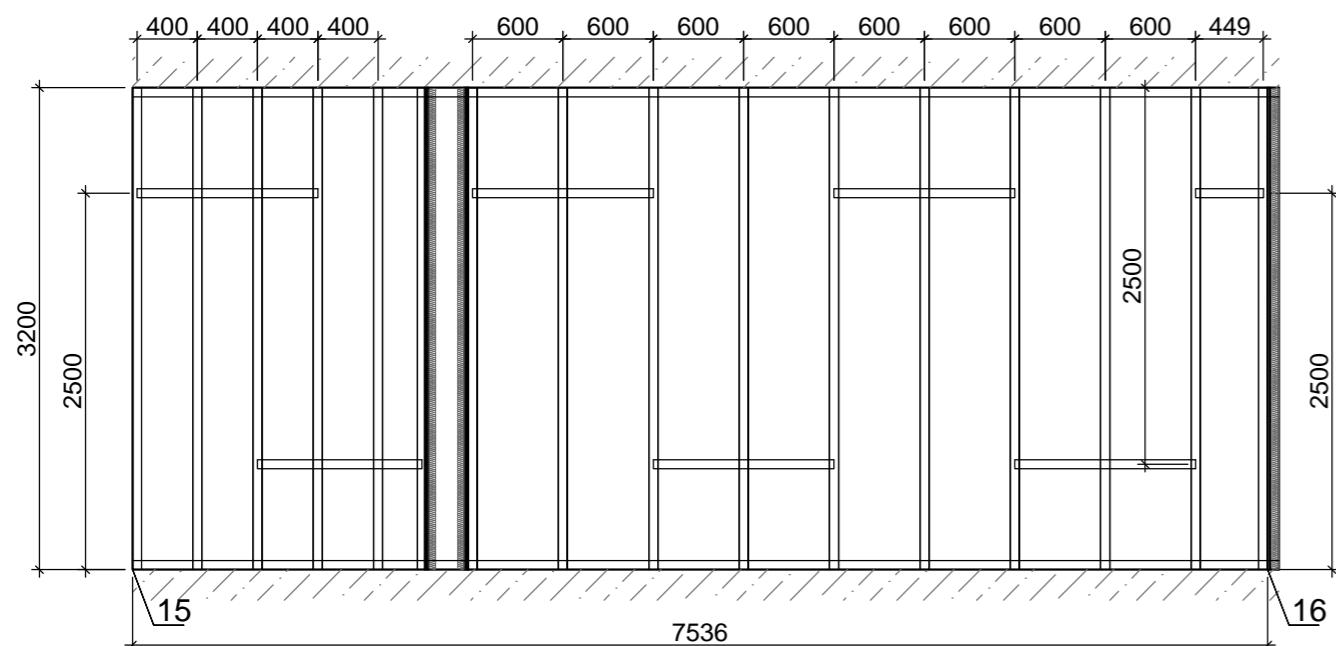
Developed view 7-11 S 1:50



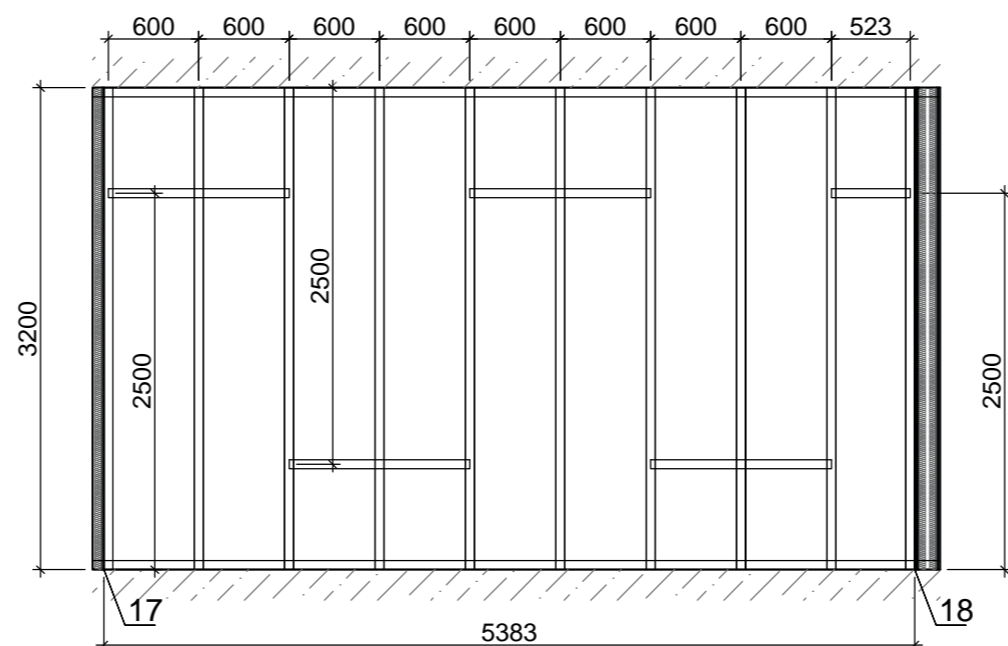
Developed view 12-14 S 1:50



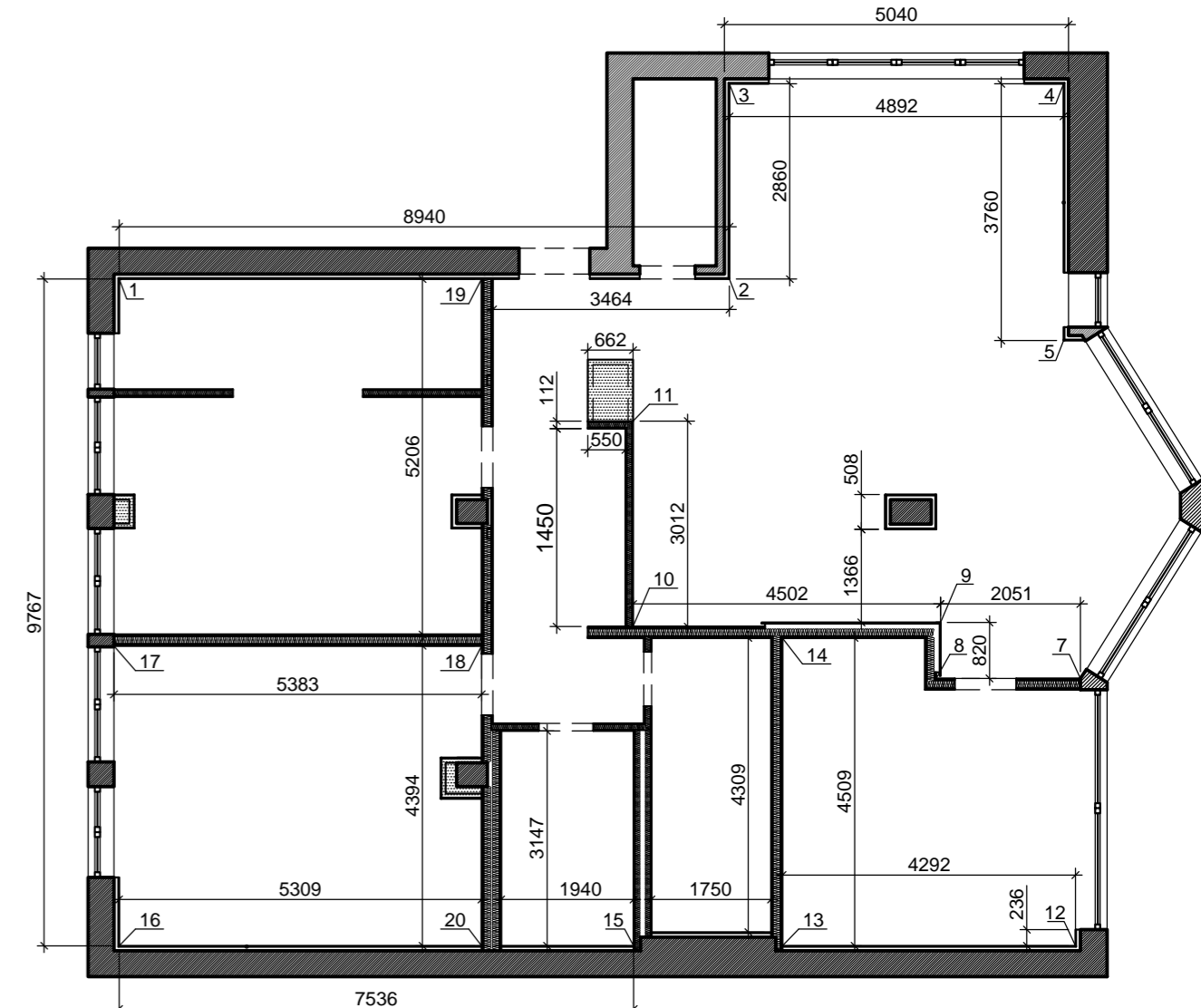
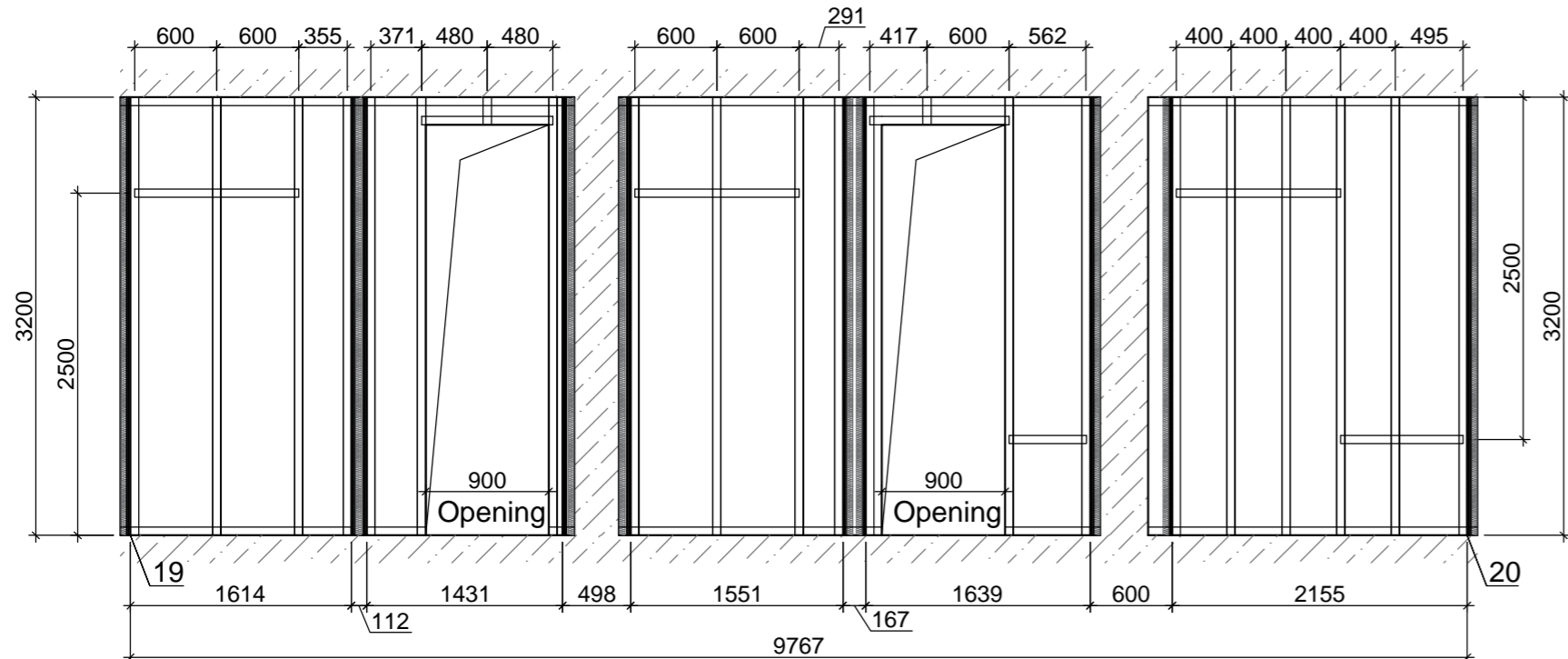
Developed view 15-16 S 1:50



Developed view 17-18 S 1:50



Developed view 19-20 S 1:50



1. Reference system, changes in place.
2. The step of installing profiles in the bathroom is 400 mm.
3. Dimensions with \* check in place.

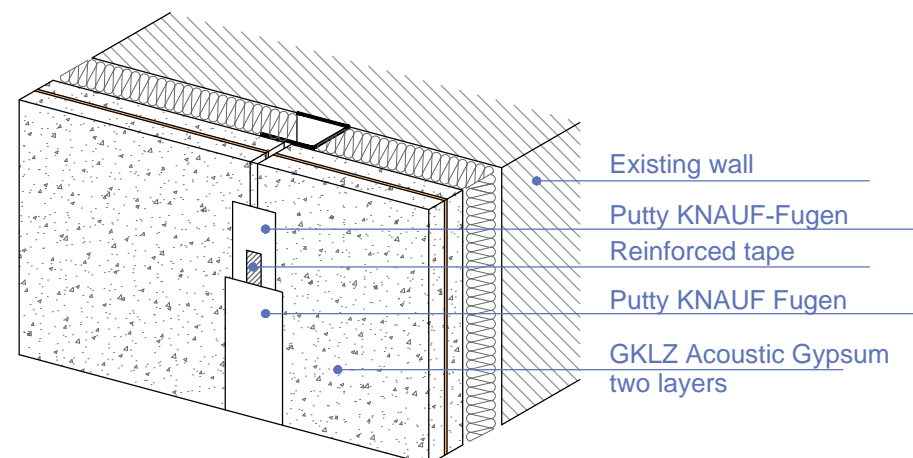
Design Project of the Apartment in Barcelona Marina Street 24, 08013	Stage	Sheet	Sheets
	Project	7	48
Sheet name		Designing company	
Layout of profiles for drywall S 1:50		STANZZA DESIGN EUROPE SL	

## Preparation of surface

1. The frame must be assembled strictly according to the technology that excludes the sagging sheets of drywall on the ceiling or deformations in the facings and partitions. The step of the shapes of the ceiling is 1200mm to 500mm and more often, the step of the shapes of partitions and claddings is 600mm and more. The step of shapes for a more durable frame of partitions in the bathroom No. 1 and No. 2 is 400 mm. Plasterboard or gypsum plaster sheets must be firmly fixed to the frame. On the ceilings, the pitch of the screws is 170mm, on the partitions / cladding the pitch of the screws is 250mm.
2. Sheets should be spaced apart. Seams should be offset by at least 400 mm vertically and 150 mm horizontally.
3. Holes with self-tapping screws must be puttied using KNAUF-Fugen.
4. Edged (end) edges of drywall sheets should be cut at an angle of 22.5 degrees with a special edge planer for drywall and treated with a deep penetration primer KNAUF-Tiefengrund.
5. The factory longitudinal edges of the sheets before applying the putty must be cleaned of dust using a dry cloth, if dusting is high, it is also worth dusting the surface with a deep penetration primer.
6. Prior to continuous puttying, structures made of gypsum plasterboard / gypsum-fiber sheets should be treated with KNAUF-Tiefengrund primer.
7. Plastered or plastered surfaces are treated with a KNAUF-Tiefengrund primer.
8. Concrete substrates must be cleaned of dust, contaminants and residues of formwork grease before puttying. Primer the surface with KNAUF-Betocontact primer. Priming improves the adhesive properties of the material and evens out the absorbency of the substrate. Primers are applied with a roller, brush, less often with a spray. Before use, the primer must be mixed.
9. The drying time of the KNAUF-Tiefengrund primer is 3 hours, the KNAUF-Betocontact dries for 12 hours. Protect the primed surface from dust.

## Caulking of drywood

1. Apply the base KNAUF-Fugen putty in the joint between sheets with factory edges or end-cut. The end edges must be embroidered, the bevels taken at an angle of 22.5 degrees and processed KNAUF-Tiefengrund. It is important to tightly fill the seam with putty in order to eliminate air bubbles or cavities. The most convenient spatula is "shot glass" with a blade width of 150mm.
2. Install reinforcing tape. You can use KNAUF paper tape with perforation, you can use a special KNAUF-Kurt tape, which contains synthetic fibers. Apply tape to fresh putty. Press into the putty mortar with a spatula, while it is important to control the absence of wrinkles and bubbles. Remove excess solution. It is advisable to hold the trowel only once with a slight pressure, and not drive the trowel many times, otherwise air will be pumped into the seam under the tape and it may bubble and lag. Give time to dry thoroughly joints --18-24 hours depending on the temperature and humidity in the room.
3. Apply a second layer covering Knauf Fugen over the dried first layer with the tape. Work should already be carried out with a wider spatula of 150-200 mm. Leave joints until completely dry. If necessary, sand after drying.
4. Depending on the subsequent topcoat, the resulting surface with putty joints can be left in this form. In this case, it will be a surface with a quality level Q1 according to the KNAUF "Q1-Q4" system. Or perform additional wide jointing of joints to achieve level Q2. To prepare the surface with a quality level Q3, subsequent continuous puttying is necessary.



## Finishing of drywood for painting

Use Knauf-Polymer Finish putty.

### *Surface preparation*

The base must be flat, strong, with a temperature not lower than +10 ° C. To clear a surface of dirt, dust, peeling.

It is recommended to be treated with a KNAUF-Tiefengrund primer. Allow the primer to dry for at least 3 hours.

### *Application and leveling*

In case of continuous puttying, apply the material to the surface and smooth it with a wide spatula or a trowel. After the distribution of the material, the surface should be smoothed, removing excess material and filling the depressions. If necessary, apply excess mixture to other parts of the wall. Application of the second layer is possible after the first has dried. If necessary, the surface can be sanded after it has completely dried. The pot life of the mixture is up to 24 hours. When stored at a temperature not lower than +10 ° C in a closed container, the mixture can be used for 72 hours. All subsequent work should only be carried out after the material has completely dried.

### *Recommendations*

Avoid direct sunlight on dry putty and drafts in the room when the putty dries. All tools used in the process must be made of stainless materials.

## Painting

### *Priming*

The primed surface must be dry, the air temperature not lower than +5 ° C and the relative humidity not higher than 80%.

Unpainted surface: clean the surface of dust and dirt. Prime with universal "TIKKURILA Luja" primer

The primer is applied by spraying under high pressure. When spraying under high pressure, use a nozzle of 0.015 "-0.021". It is allowed to dilute up to 10% by volume.

### *Painting*

Paint "TIKKURILA Harmony"

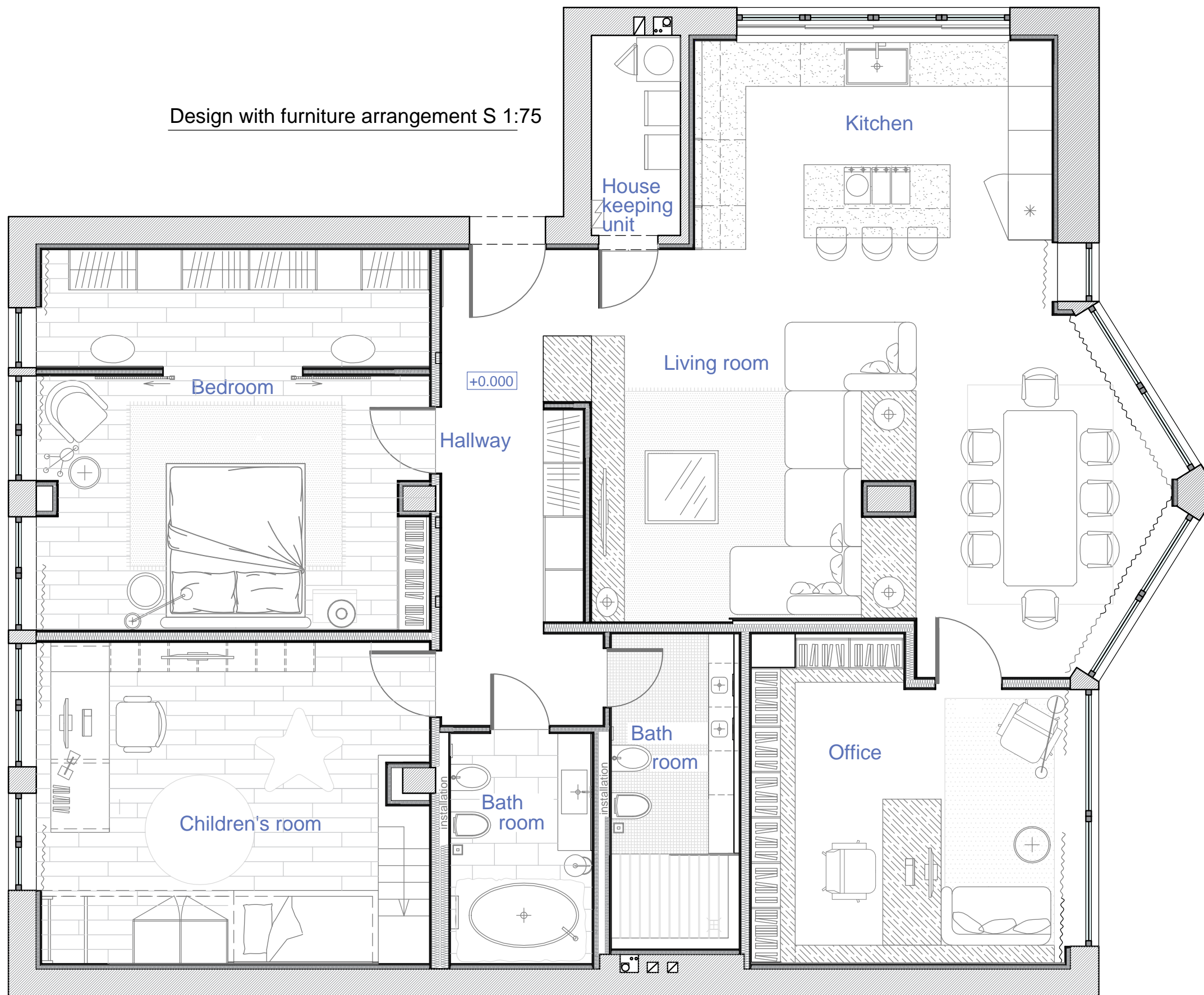
Each subsequent layer can be applied after 2 hours, at + 23 ° C and relative humidity 50%

If necessary, not earlier than 1 month after painting, Surface contaminants can be cleaned with a dampened in a neutral detergent solution (pH 6-8) and wrung out with a cloth or sponge. Follow the instructions of the detergent manufacturer. After cleaning, the surface should not remain wet.

After painting, it is necessary to carefully handle the surface for several weeks, as it reaches its final hardness and wear resistance within about one month after painting. If necessary, clean easily with a damp cloth.

Design Project of the Apartment in Barcelona Marina Street 24, 08013	Stage	Sheet	Sheets
	Project	8	48
Sheet name	Designing company		
General guidelines for preparation of partitions for finishing	STANZZA DESIGN EUROPE SL		

Design with furniture arrangement S 1:75



### Room schedule

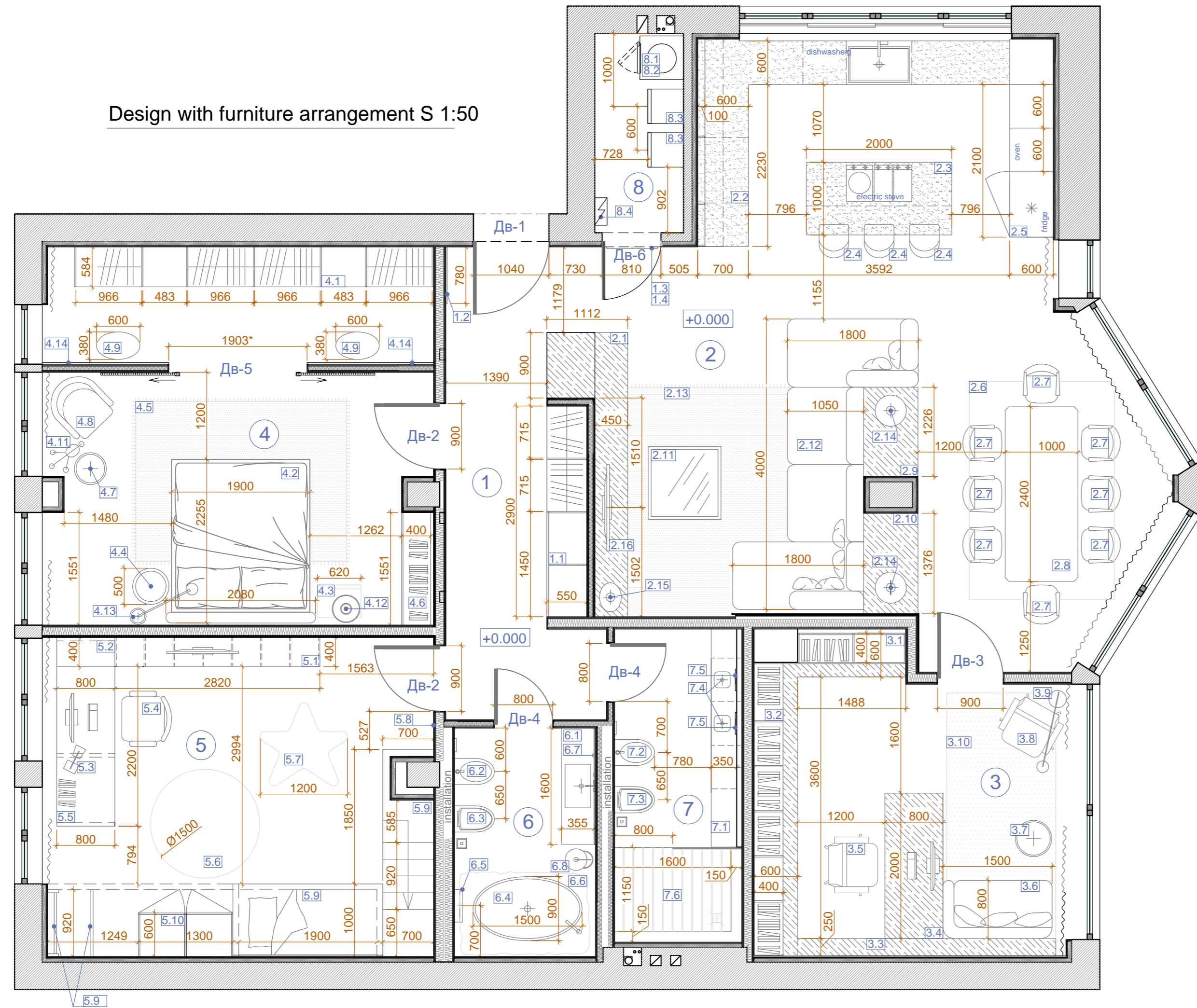
Room No.	Room name	Unit	Area
1	Hallway	m <sup>2</sup>	12,5
2	Kitchen-Living room	m <sup>2</sup>	52,7
3	Office	m <sup>2</sup>	18,6
4	Bedroom	m <sup>2</sup>	27,2
5	Children's room	m <sup>2</sup>	23,2
6	Bathroom №1	m <sup>2</sup>	6,1
7	Bathroom №2	m <sup>2</sup>	7,5
8	Housekeeping unit	m <sup>2</sup>	3,3
Total area		m <sup>2</sup>	151,1

Design Project of the Apartment in Barcelona Marina Street 24, 08013	Stage	Sheet	Sheets
	Project	9	48
Sheet name	Designing company		
Design with furniture arrangement S 1:75.	STANZZA DESIGN EUROPE SL		

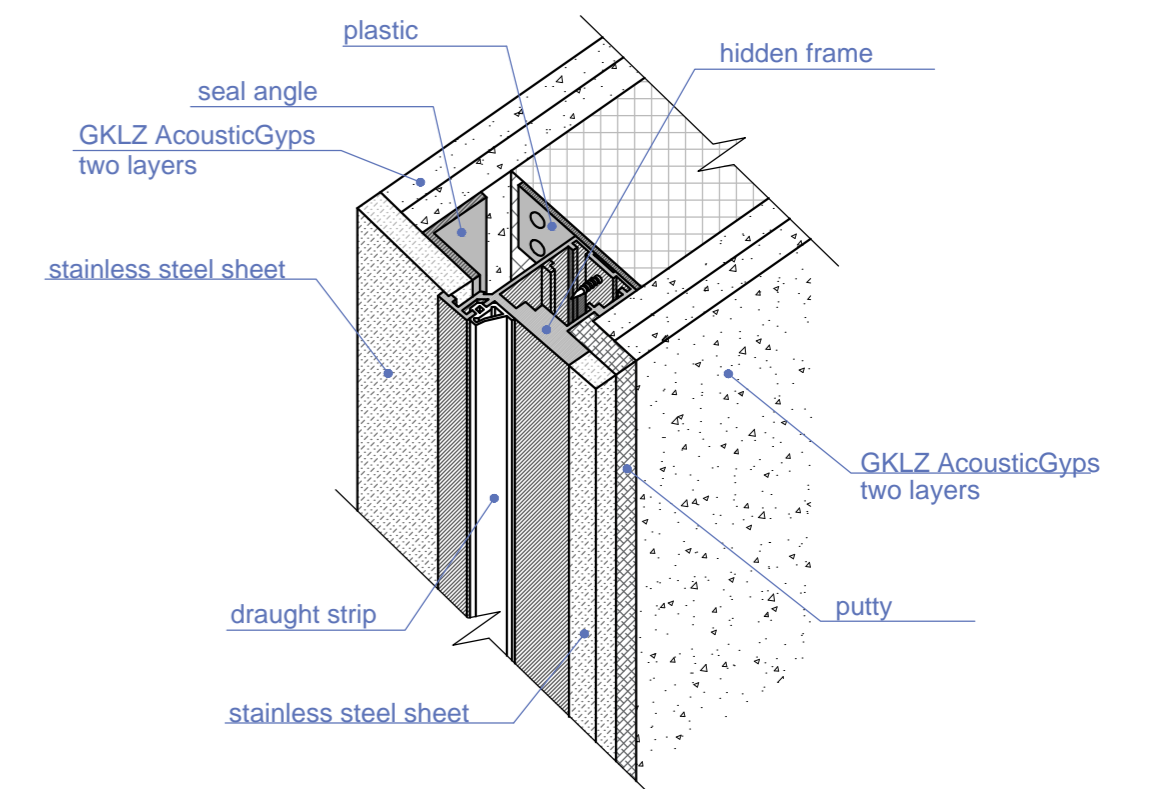
## Room schedule

Room No.	Room name	Unit	Area
1	Hallway	m <sup>2</sup>	12,5
2	Kitchen-Living room	m <sup>2</sup>	52,7
3	Office	m <sup>2</sup>	18,6
4	Bedroom	m <sup>2</sup>	27,2
5	Children's room	m <sup>2</sup>	23,2
6	Bathroom №1	m <sup>2</sup>	6,1
7	Bathroom №2	m <sup>2</sup>	7,5
8	Housekeeping unit	m <sup>2</sup>	3,3
<b>Total area</b>		<b>m<sup>2</sup></b>	<b>151,1</b>

## Design with furniture arrangement S 1:50



## Concealed mounting door frame






## Inner apertures filling specification

Pos.	Designation	Name	Quantity	Remark
ДВ-1		Entrance door (aperture 1040*2100*mm), left solid wood door panel - "white willow" vanity panel on the upper side of the door (up to the ceiling) material and color are the same as of the door	1	to the order
ДВ-2	door model with hidden hinges and hidden door frame	Door (aperture 900*2800*mm), left solid wood door panel "white willow"	2	to the order
ДВ-3		Door (aperture 900*2900*mm), right solid wood door panel "white willow"	1	to the order
ДВ-4		Door (aperture 800*2800*mm), right solid wood door panel "white willow"	2	to the order
ДВ-5	company SOLUCIONES ARQUITECTÓNICAS	Folding lattice door (2 panels) PUERTAS EVEN collection – RIMADESIO PUERTAS aperture 1903*x3150*mm, black	1	
ДВ-6	door model with hidden hinges and hidden door frame	Door (aperture 810*2100*mm), left the aperture color the same as of the walls, click-cluck	1	to the order

1. Dimensions with \* to be checked in place.
2. Furniture arrangement can be changed locally.
3. Recommended furniture sizes
4. See the furniture specification on sheet AS 11-18

Design Project of the Apartment in Barcelona Marina Street 24, 08013		Stage	Sheet	Sheets
		Project	10	48
Sheet name Design with furniture arrangement indicating the binding and marking S 1:50		Designing company STANZZA DESIGN EUROPE SL		

## Specification of furniture and interior elements. Hallway

No	Designation	Name	Quantity
1.1		<b>Sliding door wardrobe</b> Order veneer MDF 500x2900mm doors lacquered plywood thickness 20mm + tinted solid wood panel	1
1.2		<b>Mirror</b> size 780x3050*mm	1
1.3		<b>Banner in frame</b> size 780*x1200mm (On ДВ-6 door)	1
1.4		<b>Wall lamp collection</b> ADD LIGHTING Appliques APLIQUES 41607/1F NI (on the upper side of the door ДВ-6)	1

## Furniture specification. Housekeeping unit




No	Designation	Name	Quantity
8.1		<b>Washing machine</b> Miele <b>Model</b> WCE330 PWash 2.0 <b>web</b> <a href="https://www.miele.com.au/domestic/washing-machines-1566.htm?mat=10870310&amp;name=WCE330_PWash_2.0">https://www.miele.com.au/domestic/washing-machines-1566.htm?mat=10870310&amp;name=WCE330_PWash_2.0</a>	1
8.2		<b>Drying machine</b> Miele <b>Model</b> TCR870 WP Eco&Steam WiFi&XL <b>web</b> <a href="https://www.miele.com.au/domestic/tumble-dryers-1575.htm?mat=11006020&amp;name=TCR870_WP_Eco%26Steam_WiFi&amp;XL">https://www.miele.com.au/domestic/tumble-dryers-1575.htm?mat=11006020&amp;name=TCR870_WP_Eco%26Steam_WiFi&amp;XL</a>	1
8.3		<b>Boiler</b> STIEBEL ELTRON <b>model</b> PSH 150 Universal EL <b>rated capacity</b> 150 l <b>size</b> 475x492x1435mm <b>web</b> <a href="http://www.stiebel-eltron.com/en/home/products-solutions/dhw/small_water_heaterswallandfloormountedcylinders/wall_mounted_cylinders30to150l/psh_30-150_universalel/psh_150_universalel.html">www.stiebel-eltron.com/en/home/products-solutions/dhw/small_water_heaterswallandfloormountedcylinders/wall_mounted_cylinders30to150l/psh_30-150_universalel/psh_150_universalel.html</a>	2
8.4		<b>Electrical panel</b>	1

1. This sheet to be reviewed together with the sheet AS-10

Design Project of the Apartment in Barcelona Marina Street 24, 08013	Stage	Sheet	Sheets
	Project	11	48
Sheet name		Designing company	
Specification of furniture and interior elements. Hallway		STANZZA DESIGN EUROPE SL	

Specification of furniture and interior elements.Kitchen










No	Designation	Name	Quantity
2.2 2.3		<b>Kitchen collection web</b> POLIFORM VARENNA TWELVE 2 <a href="https://www.poliform.it/it/prodotti/cucine/twelve">https://www.poliform.it/it/prodotti/cucine/twelve</a>	
		<b>Grille Tepan Yaki Miele</b> <b>item number</b> CS 1327 Y <b>web</b> <a href="https://www.miele.com.au/domestic/cooktops-and-combisets-2473.htm?mat=07890080&amp;name=CS_1327_Y">https://www.miele.com.au/domestic/cooktops-and-combisets-2473.htm?mat=07890080&amp;name=CS_1327_Y</a>	1
		<b>Electric hob Miele</b> <b>item number</b> CS 1112 E <b>web</b> <a href="https://www.miele.ru/domestic/hobs-and-combisets-2473.htm?mat=07121560&amp;name=CS_1112_E">https://www.miele.ru/domestic/hobs-and-combisets-2473.htm?mat=07121560&amp;name=CS_1112_E</a>	1
		<b>Induction cooktop WOK Miele</b> <b>item number</b> CS 1223-1 I <b>web</b> <a href="https://www.miele.ru/domestic/hobs-and-combisets-2473.htm?mat=07121560&amp;name=CS_1223-1_I">https://www.miele.ru/domestic/hobs-and-combisets-2473.htm?mat=07121560&amp;name=CS_1223-1_I</a>	1
		<b>Cooker hood Foster</b> <b>collection</b> MASTER ISLAND 2506 094_2506 124 <b>web</b> <a href="https://www.fosterspa.com/en-ww/master-island-2506-0942506-124.aspx">https://www.fosterspa.com/en-ww/master-island-2506-0942506-124.aspx</a>	1
		<b>Sink Foster</b> <b>collection</b> QUADRA 1229 050 <b>web</b> <a href="https://www.fosterspa.com/en-ww/quadra-1229-050.aspx">https://www.fosterspa.com/en-ww/quadra-1229-050.aspx</a>	1
		<b>Mixer tap Foster</b> <b>collection</b> OMEGA PLUS 8497 020 <b>web</b> <a href="https://www.fosterspa.com/en-ww/omega-plus-8497-020.aspx">https://www.fosterspa.com/en-ww/omega-plus-8497-020.aspx</a>	1

No	Designation	Name	Quantity
		<b>Fridge Miele</b> <b>item number</b> KFNS 37432 ID <b>web</b> <a href="https://www.miele.com.au/domestic/refrigeration-and-wine-conditioning-units-2497.htm?mat=09665940&amp;name=KFNS_37432_iD">https://www.miele.com.au/domestic/refrigeration-and-wine-conditioning-units-2497.htm?mat=09665940&amp;name=KFNS_37432_iD</a>	1
		<b>Dishwasher Miele</b> <b>item number</b> G 6897 SCVI XXL K2O <b>web</b> <a href="https://www.miele.com.au/domestic/dishwashers-2510.htm?mat=10470950&amp;name=G_6897_SCVi_XXL_K2O">https://www.miele.com.au/domestic/dishwashers-2510.htm?mat=10470950&amp;name=G_6897_SCVi_XXL_K2O</a>	1
		<b>Oven Miele</b> <b>item number</b> H 6260 BP <b>web</b> <a href="https://www.miele.co.nz/domestic/ovens-1451.htm?mat=09514470&amp;name=H_6260_BP">https://www.miele.co.nz/domestic/ovens-1451.htm?mat=09514470&amp;name=H_6260_BP</a>	1

1. This sheet to be reviewed together with the sheet AS-10

Design Project of the Apartment in Barcelona Marina Street 24, 08013	Stage	Sheet	Sheets
	Project	12	48
Sheet name		Designing company	
Specification of furniture and interior elements. Kitchen		STANZZA DESIGN EUROPE SL	

Specification of furniture and interior elements.Living room








No	Designation	Name	Quantity
2.1		<b>TV bench collection web</b> PRANDINA SINTESI <a href="https://www.poliform.it/en-us/products/day-systems/sintesi">https://www.poliform.it/en-us/products/day-systems/sintesi</a>	1
2.4		<b>Bar stool collection web</b> POLIFORM HARMONY <a href="https://www.poliform.it/en-us/products/chairs/harmony">https://www.poliform.it/en-us/products/chairs/harmony</a>	3
2.6		<b>Carpet collection web</b> RESTORATION HARDWARE ORO RUG <a href="https://bensoleimani.com/products/oro-rug-silver#/">https://bensoleimani.com/products/oro-rug-silver#/</a>	1
2.7		<b>Chair collection web</b> ARCHIPRODUCTS CALLIGARIS LANDS <a href="https://www.archiproducts.com/de/news/calligaris-lands-in-chicago_64190">HTTPS://WWW.ARCHIPRODUCTS.COM/DE/NEWS/CALLIGARIS-LANDS-IN-CHICAGO_64190</a>	8
2.8		<b>Dining table collection item number web</b> ANDREUWORLD WIND ME5457 <a href="https://www.andreuworld.com/product/Wind/ME5457?ref=ME5457">https://www.andreuworld.com/product/Wind/ME5457?ref=ME5457</a>	1
2.9		<b>Cabinet collection size web</b> MINOTTI AYLON 740x1220MM <a href="https://www.minotti.com/en/aylon_2#">https://www.minotti.com/en/aylon_2#</a>	1
2.10		<b>Cabinet collection size web</b> MINOTTI AYLON 740x1370MM <a href="https://www.minotti.com/en/aylon_2#">https://www.minotti.com/en/aylon_2#</a>	1
2.11		<b>Coffee table collection web</b> MINOTTI RITTER <a href="https://www.minotti.com/en/ritter_2#">https://www.minotti.com/en/ritter_2#</a>	1
2.12		<b>Sofa collection web</b> POLIFORM SHANGAI <a href="https://www.poliform.it/en-us/products/beds/jacqueline">https://www.poliform.it/en-us/products/beds/jacqueline</a>	1





No	Designation	Name	Quantity
2.13		<b>Carpet collection web</b> BOCONCEPT NENDO: FUSION <a href="https://www.boconcept.com">https://www.boconcept.com</a>	1
2.14		<b>Lamp collection web</b> WEST ELM ACRYLIC COLUMN TABLE LAMP <a href="https://www.westelm.com/products/acrylic-column-floor-lamp-w1347/">https://www.westelm.com/products/acrylic-column-floor-lamp-w1347/</a>	2
2.15		<b>Lamp collection web</b> LUIGI CACCIA DOMINIONI LAMPADA PORCINO (AZUCENA 1966) <a href="https://minimal-o.tumblr.com/post/180342916324">https://minimal-o.tumblr.com/post/180342916324</a>	1
		<b>TV model web</b> Samsung 82" Class Q70R QLED Smart 4K UHD TV <a href="http://www.samsung.com/us/televisions-home-theater/tvs/qled-4k-tvs/82--class-q70-qled-smart-4k-uhd-tv--2019--qn82q70rafxza/">www.samsung.com/us/televisions-home-theater/tvs/qled-4k-tvs/82--class-q70-qled-smart-4k-uhd-tv--2019--qn82q70rafxza/</a>	1
		<b>Sound Bar model web</b> Samsung HW-Q80R Samsung Harman Kardon 5.1.2ch Soundbar with Dolby Atmos <a href="http://www.samsung.com/us/televisions-home-theater/home-theater/sound-bars/hw-q80r-samsung-harman-kardon-5-1-2ch-soundbar-with-dolby-atmos-hw-q80r-za/">www.samsung.com/us/televisions-home-theater/home-theater/sound-bars/hw-q80r-samsung-harman-kardon-5-1-2ch-soundbar-with-dolby-atmos-hw-q80r-za/</a>	1
		<b>Curtains collection web</b> KIRKBY DESIGN ORION ESPRESSO, item K5058/55 <a href="http://www.kirkbydesign.com/collections/orion-ii/orion/espresso">www.kirkbydesign.com/collections/orion-ii/orion/espresso</a>	
		<b>Curtains collection web</b> KIRKBY DESIGN ORION FOSSIL, item K5058/56 <a href="http://www.kirkbydesign.com/collections/orion-ii/orion/fossil">www.kirkbydesign.com/collections/orion-ii/orion/fossil</a>	
		<b>Tulle collection web</b> ROMO VELINO CREMA, item 7821/02 <a href="http://www.romo.com/col-lections/prints-weaves/nesia/velino/crema">www.romo.com/col-lections/prints-weaves/nesia/velino/crema</a>	
		<b>Wall-clock</b>	1

Design Project of the Apartment in Barcelona Marina Street 24, 08013	Stage	Sheet	Sheets
	Project	13	48
Sheet name		Designing company	
Specification of furniture and interior elements. Living room		STANZZA DESIGN EUROPE SL	

1. This sheet to be reviewed together with the sheet AS-10

Specification of furniture and interior elements.Office









No	Designation	Name	Quantity
3.1 3.2		<b>Bookcase</b> Order <b>frame material</b> solid bleached oak <b>back wall material</b> BOLTA <b>collection</b> APEX CORD <b>color</b> Midnight Haze <b>item number</b> BB-AC-06 <b>web</b> <a href="https://boltawallcovering.com/photo_gallery/overlay.inc.php?Image=apex_cord.jpg">https://boltawallcovering.com/photo_gallery/overlay.inc.php?Image=apex_cord.jpg</a>	1
3.3		<b>File cabinet</b> Order <b>frame material</b> solid bleached oak <b>size</b> 250x3550x800mm	1
3.4		<b>Desk</b> Order <b>frame material</b> solid bleached oak thickness 20mm <b>tabletop material</b> lacquered plywood thickness 40mm	1
3.5		<b>Computer armchair</b> <b>collection</b> POLIFORM <b>STANFORD</b> <b>web</b> <a href="https://www.poliform.it/en-us/products/armchairs/stanford">https://www.poliform.it/en-us/products/armchairs/stanford</a>	1
3.6		<b>Sofa</b> <b>collection</b> POLIFORM <b>MONDRIAN</b> <b>web</b> <a href="https://www.poliform.it/en-us/products/sofas/mondrian">https://www.poliform.it/en-us/products/sofas/mondrian</a>	1
3.7		<b>Coffee table</b> <b>collection</b> CATTELAN ITALIA <b>BILLY WOOD</b> <b>Design</b> STUDIO KRONOS <b>web</b> <a href="https://www.cattelanitalia.com/en/products/21D-2BA41-F9D9-4C75-A60E-B256EBCF695B?c=25">https://www.cattelanitalia.com/en/products/21D-2BA41-F9D9-4C75-A60E-B256EBCF695B?c=25</a>	1
3.8		<b>Computer armchair</b> <b>collection</b> POLIFORM <b>STANFORD</b> <b>web</b> <a href="https://www.poliform.it/en-us/products/armchairs/stanford">https://www.poliform.it/en-us/products/armchairs/stanford</a>	1
3.9		<b>Floor lamp</b> <b>collection</b> RUBN <b>MILLER FLOOR – BLACK / BRASS</b> <b>web</b> <a href="https://rubn.com/products/miller-floor-lamp-rubn/?v=04c19fa1e772">https://rubn.com/products/miller-floor-lamp-rubn/?v=04c19fa1e772</a>	1







No	Designation	Name	Quantity
3.10		<b>Carpet</b> <b>Collection</b> RESTORATION HARDWARE <b>web</b> HEXA HIDE RUG - IVORY <a href="https://joyofliving.es/alfombras/14256-alfombras-ornaments-beige-240x170cm-kare-design.html">https://joyofliving.es/alfombras/14256-alfombras-ornaments-beige-240x170cm-kare-design.html</a>	1
		<b>Table lamp</b> <b>collection</b> ASTRO LIGHTING <b>item number</b> ATELIER DESK BASE <b>web</b> Aluminio pulido 1224004 <a href="https://www.astrolighting.com/es/products/4562">https://www.astrolighting.com/es/products/4562</a>	1
		<b>Curtains</b> <b>collection</b> KIRKBY DESIGN <b>web</b> ORION ESPRESSO, <b>item</b> K5058/55 <a href="http://www.kirkbydesign.com/collections/orion-ii/orion/espresso">www.kirkbydesign.com/collections/orion-ii/orion/espresso</a>	
		<b>Curtains</b> <b>collection</b> KIRKBY DESIGN <b>web</b> ORION FOSSIL, <b>item</b> K5058/56 <a href="http://www.kirkbydesign.com/collections/orion-ii/orion/fossil">www.kirkbydesign.com/collections/orion-ii/orion/fossil</a>	
		<b>Tulle</b> <b>collection</b> ROMO <b>web</b> VELINO CREMA, <b>item</b> 7821/02 <a href="http://www.romo.com/col-lections/prints-weaves/sesia/velino/crema">www.romo.com/col-lections/prints-weaves/sesia/velino/crema</a>	
		<b>Poster in frame</b>	3
		<b>PC</b> <b>model</b> Apple <b>web</b> iMac Pro <a href="http://www.apple.com/es/shop/buy-mac/imac-pro/3,2-ghz-1tb#">www.apple.com/es/shop/buy-mac/imac-pro/3,2-ghz-1tb#</a>	1

1.This sheet to be reviewed together with the sheet AS-10

Design Project of the Apartment in Barcelona Marina Street 24, 08013	Stage	Sheet	Sheets
	Project	14	48
Sheet name		Designing company	
Specification of furniture and interior elements. Office		STANZZA DESIGN EUROPE SL	

Specification of furniture and interior elements. Bedroom

No	Designation	Name	Q-ty
4.1		<b>Wardrobe collection</b> POLIFORM SENZAFINE 4830x584mm <a href="https://www.poliform.it/en-us/products/walk-in-closets/senzafine">https://www.poliform.it/en-us/products/walk-in-closets/senzafine</a>	1
4.2		<b>Bed collection</b> POLIFORM JACQUELINE BED 2255x2080mm <a href="https://www.poliform.it/en-us/products/beds/jacqueline">https://www.poliform.it/en-us/products/beds/jacqueline</a>	1
4.3		<b>Night table collection</b> POLIFORM PANDORA NIGHT TABLE 620x470mm <a href="https://www.poliform.it/en-us/products/night-complements/pandora-night">https://www.poliform.it/en-us/products/night-complements/pandora-night</a>	1
4.4		<b>Coffee table collection</b> POLIFORM FLUTE NIGHT TABLE Ø 500MM, h=600mm <a href="https://www.poliform.it/en-us/products/coffee-tables/flute">https://www.poliform.it/en-us/products/coffee-tables/flute</a>	1
4.5		<b>Hand made carpet collection</b> POLIFORM FRAME 2300x3000mm <a href="https://www.poliform.it/en-us/products/carpets/frame">https://www.poliform.it/en-us/products/carpets/frame</a>	1
4.6		<b>Bookcase collection</b> POLIFORM SISTEMI GIORNO SKIP 6 400x1550mm <a href="https://www.poliform.it">https://www.poliform.it</a>	1
4.7		<b>Coffee table collection</b> MARIO BOTTA CLESSIDRA <a href="http://www.botta.ch/en/DESIGN?id=4">http://www.botta.ch/en/DESIGN?id=4</a>	1
4.8		<b>Lounge chair collection</b> NICHETTO ELYSIA <a href="http://nichettostudio.com/projects/elysia/">http://nichettostudio.com/projects/elysia/</a>	1






No	Designation	Name	Q-ty
4.9		<b>Pouf collection</b> POTOCCO HERM POUFS - POTOCCO <a href="https://potocco.it/en/products/248/herm.html">https://potocco.it/en/products/248/herm.html</a>	2
4.10		<b>Decorative "frame"</b> to order coordinate with designer	1
4.11		<b>Floor lamp collection</b> SOLUCIONES ARQUITECTÓNICAS GRÄSHOPPA FLOOR LAMP <a href="https://shop.gubi.com/products/grashoppa-floor-lamp?_pos=1&amp;_sid=abeb01d48&amp;_ss=r">https://shop.gubi.com/products/grashoppa-floor-lamp?_pos=1&amp;_sid=abeb01d48&amp;_ss=r</a>	1
4.12		<b>Lamp collection</b> LUIGI CACCIA DOMINIONI LAMPADA PORCINO (AZUCENA 1966) <a href="https://minimal-o.tumblr.com/post/180342916324">https://minimal-o.tumblr.com/post/180342916324</a>	1
4.13		<b>Floor lamp collection</b> RUBN MILLER FLOOR – BLACK / BRASS <a href="https://rubn.com/products/miller-floor-lamp-rubn/?v=04c19fa1e772">https://rubn.com/products/miller-floor-lamp-rubn/?v=04c19fa1e772</a>	1
4.14		<b>Mirror size</b> 1740x2934*mm 1580x2934*mm	1 1
		<b>Poster</b>	
		<b>Curtains collection</b> KIRKBY DESIGN ORION ESPRESSO, item K5058/55 <a href="http://www.kirkbydesign.com/collections/orion-ii/orion/espresso">www.kirkbydesign.com/collections/orion-ii/orion/espresso</a>	
		<b>Curtains collection</b> KIRKBY DESIGN ORION FOSSIL, item K5058/56 <a href="http://www.kirkbydesign.com/collections/orion-ii/orion/fossil">www.kirkbydesign.com/collections/orion-ii/orion/fossil</a>	
		<b>Tulle collection</b> ROMO VELINO CREMA, item 7821/02 <a href="http://www.romo.com/col-lections/prints-weaves/nesia/velino/crema">www.romo.com/col-lections/prints-weaves/nesia/velino/crema</a>	

Design Project of the Apartment in Barcelona Marina Street 24, 08013	Stage	Sheet	Sheets
	Project	15	48
Sheet name		Designing company	
Specification of furniture and interior elements. Bedroom		STANZZA DESIGN EUROPE SL	

1. This sheet to be reviewed together with the sheet AS-10

Specification of furniture and interior elements.Children's room







No	Designation	Name	Q-ty
5.1		<b>Toy storage cabinet</b> Order (consists of 5 parts) Size 400x3610x440(h)mm Finishing lacquered MDF solid oak	1
5.2		<b>Bookcase</b> Order size 300x810x1960(h)mm Finishing lacquered MDF solid oak	1
5.3		<b>Table lamp</b> collection web MUUTO WOOD LAMP <a href="https://muuto.com/wood-lamp">https://muuto.com/wood-lamp</a>	1
5.4		<b>Soft chair</b> collection model web LA FORMA ANDRE JULIA GRUP ANDRE <a href="http://www.deltalight.com">www.deltalight.com</a>	1
5.5		<b>Desk</b> material size Order Solid oak 800x2200x800(h)mm	1
5.6		<b>Carpet</b> item number web ALIBABA 2017OEM <a href="https://russian.alibaba.com/product-detail/2017oem-round-baby-cotton-playmat-for-infant-kids-and-children-crawling-or-toy-playing-60676650921.html?spm=a2700.8699010.normalList.127.27fc4815fciox0">https://russian.alibaba.com/product-detail/2017oem-round-baby-cotton-playmat-for-infant-kids-and-children-crawling-or-toy-playing-60676650921.html?spm=a2700.8699010.normalList.127.27fc4815fciox0</a>	1
5.7		<b>Rug</b> item number web VERTBAUDET STAR-SHAPED RUG - STORM GREY <a href="https://www.vertbaudet.co.uk/star-shaped-rug-storm-grey.htm?ProductId=610110046&amp;FiltreCouleur=6449&amp;t=1#erGdxlCV0q9xp4l8.97">https://www.vertbaudet.co.uk/star-shaped-rug-storm-grey.htm?ProductId=610110046&amp;FiltreCouleur=6449&amp;t=1#erGdxlCV0q9xp4l8.97</a>	1
5.8		<b>Wall coatrack</b> material Order Solid oak	2

No	Designation	Name	Q-ty
5.9		<b>Children's bed+loft+athletic zone</b> material Order Solid oak	1
5.10		<b>Wardrobe</b> material Order Solid oak size lacquered MDF 600x1300mm	1
		<b>TV</b> model Samsung web 65" Class RU8000 Premium Smart 4K UHD TV <a href="http://www.samsung.com/us/televisions-home-theater/tvs/premium-uhd-tvs/65--class-ru8000-premium-smart-4k-uhd-tv-2019-un65ru8000fxza/">www.samsung.com/us/televisions-home-theater/tvs/premium-uhd-tvs/65--class-ru8000-premium-smart-4k-uhd-tv-2019-un65ru8000fxza/</a>	1
		<b>Curtains</b> collection site KIRKBY DESIGN ORION ESPRESSO, item K5058/55 <a href="http://www.kirkbydesign.com/collections/orion-ii/orion/espresso">www.kirkbydesign.com/collections/orion-ii/orion/espresso</a>	
		<b>Curtains</b> collection site KIRKBY DESIGN ORION FOSSIL, item K5058/56 <a href="http://www.kirkbydesign.com/collections/orion-ii/orion/fossil">www.kirkbydesign.com/collections/orion-ii/orion/fossil</a>	
		<b>Tulle</b> collection site ROMO VELINO CREMA, item 7821/02 <a href="http://www.romo.com/col-lections/prints-weaves/sesia/velino/crema">www.romo.com/col-lections/prints-weaves/sesia/velino/crema</a>	
		<b>PC</b> Model Apple web iMac 21.5 <a href="http://www.apple.com/es/shop/buy-mac/imac/21,5-pulgadas-procesador-de-seis-nucleos-a-3-ghz-con-turbo-boost-de-hasta-4,1-ghz-1tb#">www.apple.com/es/shop/buy-mac/imac/21,5-pulgadas-procesador-de-seis-nucleos-a-3-ghz-con-turbo-boost-de-hasta-4,1-ghz-1tb#</a>	1

1. This sheet to be reviewed together with the sheet AS-10

Design Project of the Apartment in Barcelona Marina Street 24, 08013	Stage	Sheet	Sheets
	Project	16	48
Sheet name		Designing company	
Specification of furniture and interior elements. Children's room.		STANZZA DESIGN EUROPE SL	

**Specification of furniture and interior elements.Bathroom 1**








No	Designation	Name	Q-ty
6.1		<b>Bathroom cabinet</b> NOORTH <b>collection</b> NOORTH <b>web</b> <a href="https://noorth.it/prodotti/collezioni/puro/puro-19-01/">https://noorth.it/prodotti/collezioni/puro/puro-19-01/</a>	1
6.2		<b>Bidet</b> ROCA <b>collection</b> THE GAP <b>web</b> <a href="http://www.roca.com/catalogue/products/bidet/s/wall-hung-bidets-cover/gap-066-14.0316/bide-de-porcelana-suspendido-con-tapa-amortiguada-357475..0-806472..4#!A357475000+A806472004">http://www.roca.com/catalogue/products/bidet/s/wall-hung-bidets-cover/gap-066-14.0316/bide-de-porcelana-suspendido-con-tapa-amortiguada-357475..0-806472..4#!A357475000+A806472004</a>	1
6.3		<b>Toilet bowl</b> ROCA <b>collection</b> THE GAP <b>web</b> <a href="http://www.roca.com/catalogue/products/toilet/s/wall-hung-toilets/gap-066-14.0316/vitreous-china-wall-hung-wc-horizontal-outlet-346477..0#!A346477000">http://www.roca.com/catalogue/products/toilet/s/wall-hung-toilets/gap-066-14.0316/vitreous-china-wall-hung-wc-horizontal-outlet-346477..0#!A346477000</a>	1
6.4		<b>Bath</b> PARADISELIVINGCO <b>collection</b> CONCRETE GREY TERRAZZO STONE BATH <b>web</b> <a href="https://paradiselivingco.com.au/products/concrete-grey-terrazzo-stone-bath-assorted-sizes?variant=18284229066848">https://paradiselivingco.com.au/products/concrete-grey-terrazzo-stone-bath-assorted-sizes?variant=18284229066848</a>	1
6.5		<b>Towel dryer</b> IRSAP <b>collection</b> STEP_B TOALLERO <b>web</b> <a href="https://www.irsap.it/es/i-termoarredator-i/step-b-toallero-458">https://www.irsap.it/es/i-termoarredator-i/step-b-toallero-458</a>	1
6.6		<b>Stone</b> to order	1
6.7		<b>Mirror</b> <b>size</b> 1600x2250mm 340x2250mm	1 1
6.8		<b>Floor lamp</b> BERTFRANK <b>collection</b> REVOLVE FLOOR LAMP <b>web</b> <a href="http://bertfrank.co.uk/revolve-floor-lamp">http://bertfrank.co.uk/revolve-floor-lamp</a>	1

No	Designation	Name	Q-ty
		<b>Floor mixer</b> GESSI <b>item number</b> 54028 <b>web</b> <a href="http://www.gessi.com/en/catalogue/bathroom/gessi316/bath316/bathroom-designs/54028">www.gessi.com/en/catalogue/bathroom/gessi316/bath316/bathroom-designs/54028</a>	1
		<b>Wall-mounted washbasin mixer</b> PALAZZANI <b>collection</b> MIMO <b>item number</b> 123114 <b>web</b> <a href="https://www.palazzani.eu/en/product-detail/123114/">https://www.palazzani.eu/en/product-detail/123114/</a>	1
		<b>Bidet mixer</b>	1
		<b>Towel dryer min</b> IRSAP <b>collection</b> STEP_B TOALLERO <b>web</b> <a href="https://www.irsap.it/es/i-termoarredatori/step-b-toallero-458">https://www.irsap.it/es/i-termoarredatori/step-b-toallero-458</a>	1
		<b>Toilet paper holder</b> Cosmic <b>collection</b> BATH LIFE <b>item number</b> 2290158 <b>web</b> <a href="http://www.icosmic.com/es/portarrollos/10371-283535-portapapel-sin-tapa-16x8-5x2-cm.html#/545580-color-cromo">www.icosmic.com/es/portarrollos/10371-283535-portapapel-sin-tapa-16x8-5x2-cm.html#/545580-color-cromo</a>	1
		<b>Towel holder</b> Cosmic <b>collection</b> EXTREME <b>item number</b> 2530163 <b>web</b> <a href="http://www.icosmic.com/es/toalleros/10547-284348-toallero-7x3-5x30-cm.html#/545580-color-cromo">www.icosmic.com/es/toalleros/10547-284348-toallero-7x3-5x30-cm.html#/545580-color-cromo</a>	1
		<b>Toilet brush</b> Cosmic <b>collection</b> Extreme <b>item number</b> 253.01.00 <b>web</b> <a href="http://www.icosmic.com/es/escobilleros/10556-284357-escobillero-pared-10x9x45-cm.html#/545580-color-cromo">www.icosmic.com/es/escobilleros/10556-284357-escobillero-pared-10x9x45-cm.html#/545580-color-cromo</a>	1
		<b>Lamp</b> HICKENLIGHTING <b>collection</b> AS 1140001 CUBE <b>web</b> <a href="https://www.hickenlighting.com/products/bathroom/bathroom-wall-lights/as-0635-cube.html">https://www.hickenlighting.com/products/bathroom/bathroom-wall-lights/as-0635-cube.html</a>	2

1. This sheet to be reviewed together with the sheet AS-10

Design Project of the Apartment in Barcelona Marina Street 24, 08013	Stage	Sheet	Sheets
	Project	17	48
Sheet name		Designing company	
Specification of furniture and interior elements. Bathroom №1		STANZZA DESIGN EUROPE SL	

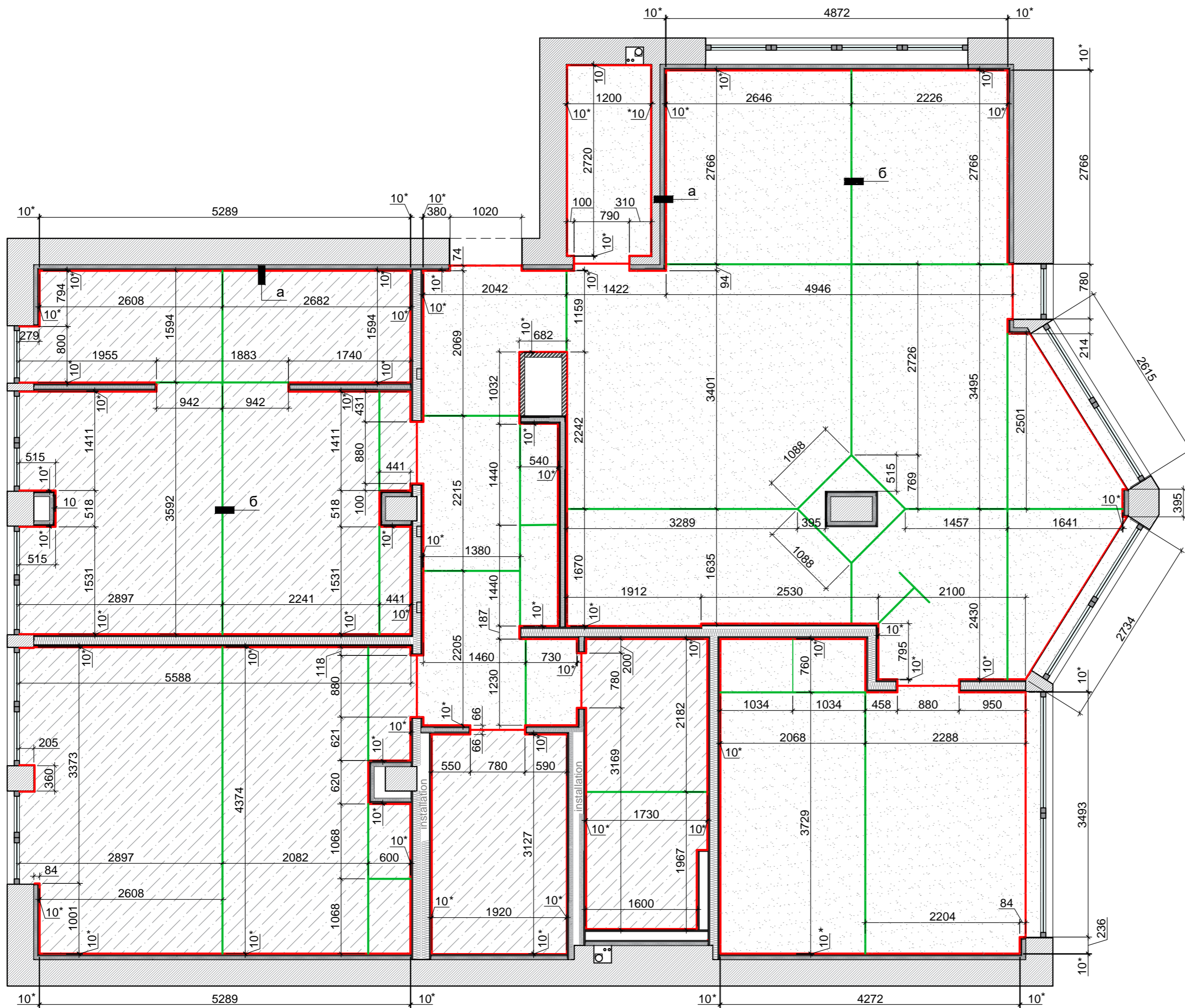
**Specification of furniture and interior elements.Bathroom 2**

No	Designation	Name	Q-ty
7.1		<b>Vanity unit</b> NOORTH <b>collection</b> PURO, 19.10 <b>web</b> <a href="https://noorth.it/prodotti/collezioni/puro/19-10/">https://noorth.it/prodotti/collezioni/puro/19-10/</a>	1
7.2		<b>Bidet</b> ROCA <b>collection</b> THE GAP <b>web</b> <a href="http://www.roca.com/catalogue/products/bidets/wall-hung-bidets-cover/gap-066-14.0316/bide-de-porcelana-suspendido-con-tapa-amortiguada-357475..0-806472..4#!A357475000+A806472004">http://www.roca.com/catalogue/products/bidets/wall-hung-bidets-cover/gap-066-14.0316/bide-de-porcelana-suspendido-con-tapa-amortiguada-357475..0-806472..4#!A357475000+A806472004</a>	1
7.3		<b>Toilet bowl</b> ROCA <b>collection</b> THE GAP <b>web</b> <a href="http://www.roca.com/catalogue/products/toilets/wall-hung-toilets/gap-066-14.0316/vitreous-china-wall-hung-wc-horizontal-outlet-346477..0#!A346477000">://www.roca.com/catalogue/products/toilets/wall-hung-toilets/gap-066-14.0316/vitreous-china-wall-hung-wc-horizontal-outlet-346477..0#!A346477000</a>	1
7.4		<b>Countertop washbasin</b> ANTONIOLUPI <b>collection</b> POGGIO <b>web</b> <a href="https://www.antoniolupi.it/en/products/sinks/poggio">https://www.antoniolupi.it/en/products/sinks/poggio</a>	2
7.5		<b>Mirror with illumination</b> ANTONIOLUPI <b>collection</b> SPIO <b>web</b> <a href="https://www.antoniolupi.it/en/products/mirrors-lamps/spio">https://www.antoniolupi.it/en/products/mirrors-lamps/spio</a>	2
7.6		<b>Shower System</b> GROHE <b>collection</b> RAINSHOWER F-SERIES 40"h AQUASYMPHONY <b>web</b> <a href="https://pro.grohe.com/uk/34009/showers/private-spa/aquasympphony/">https://pro.grohe.com/uk/34009/showers/private-spa/aquasympphony/</a>	1
		<b>Glass Shower Door</b> CASTEL <b>Collection</b> SERIE ABATE <b>web</b> <a href="https://www.castel.com.es/serie%20abate.htm">https://www.castel.com.es/serie%20abate.htm</a>	1

No	Designation	Name	Q-ty
		<b>Wall-mounted washbasin mixer</b> PALAZZANI <b>collection</b> MIMO <b>item number</b> 123114 <b>web</b> <a href="https://www.palazzani.eu/en/product-detail/123114/">https://www.palazzani.eu/en/product-detail/123114/</a>	2
		<b>Toilet paper holder</b> Cosmic <b>collection</b> BATH LIFE <b>item number</b> 2290158 <b>web</b> <a href="http://www.icosmic.com/es/portarrollos/10371-283535-portapapel-sin-tapa-16x8-5x2-cm.html#/545580-color-cromo">www.icosmic.com/es/portarrollos/10371-283535-portapapel-sin-tapa-16x8-5x2-cm.html#/545580-color-cromo</a>	1
		<b>Towel holder</b> Cosmic <b>collection</b> EXTREME <b>item number</b> 2530163 <b>web</b> <a href="http://www.icosmic.com/es/toalleros/10547-284348-toallero-7x3-5x30-cm.html#/545580-color-cromo">www.icosmic.com/es/toalleros/10547-284348-toallero-7x3-5x30-cm.html#/545580-color-cromo</a>	1
		<b>Toilet brush</b> Cosmic <b>collection</b> Extreme <b>item number</b> 253.01.00 <b>web</b> <a href="http://www.icosmic.com/es/escobilleros/10556-284357-escobillero-pared-10x9x45-cm.html#/545580-color-cromo">www.icosmic.com/es/escobilleros/10556-284357-escobillero-pared-10x9x45-cm.html#/545580-color-cromo</a>	1
		<b>Towel holder</b> Cosmic <b>collection</b> EXTREME <b>item number</b> 2530165 <b>web</b> <a href="http://www.icosmic.com/es/toalleros/10549-284350-toallero-7x3-5x60-cm.html#/545580-color-cromo">www.icosmic.com/es/toalleros/10549-284350-toallero-7x3-5x60-cm.html#/545580-color-cromo</a>	1
		<b>Towel holder</b> Cosmic <b>collection</b> ARCHITECT <b>item number</b> 2350121 <b>web</b> <a href="https://www.icosmic.com/es/colgadores/10824-283453-colgador-5-5x6x5-5cm.html#/3239955-color-3chrome">https://www.icosmic.com/es/colgadores/10824-283453-colgador-5-5x6x5-5cm.html#/3239955-color-3chrome</a>	1

1. This sheet to be reviewed together with the sheet AS-10

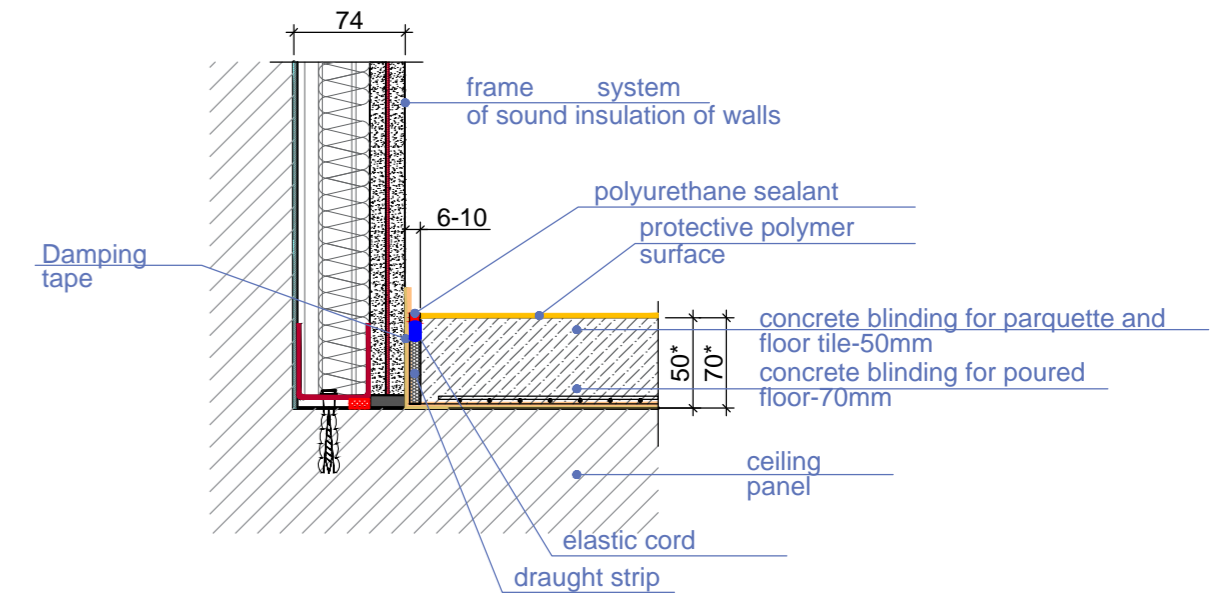
Design Project of the Apartment in Barcelona Marina Street 24, 08013	Stage	Sheet	Sheets
	Project	18	48
Sheet name		Designing company	
Specification of furniture and interior elements.Bathroom №2		STANZZA DESIGN EUROPE SL	



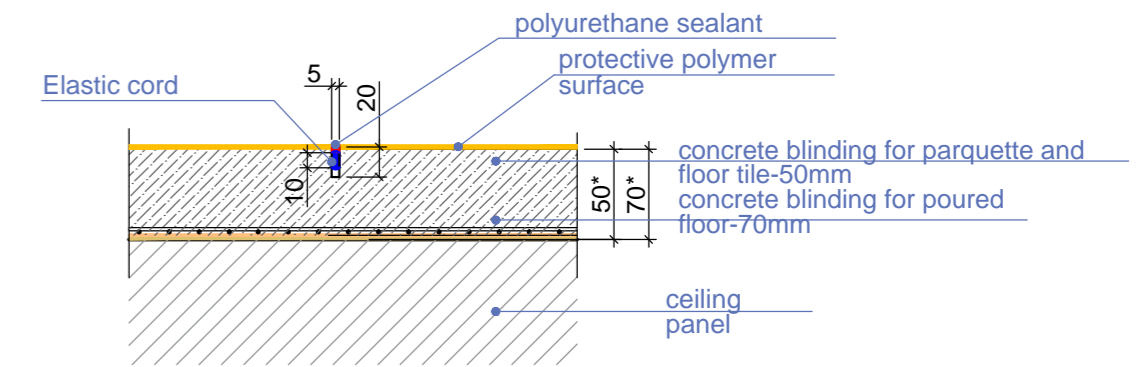
**Legend:**

- isolation joint, gap 6-10mm
- contraction joint, gap 5mm
- concrete blinding for parquet and floor tile -50mm
- concrete blinding for poured floor -70mm

**Joint a**



**Joint б**



**Isolation joints installing**

A gap is formed around the perimeter of the rooms, near the walls, cut through the entire thickness of the screed. The gap thickness is 6-10mm. Before installing the screed, a damper tape is fixed along the perimeter of the walls, the height of the tape is several cm higher from the level of the screed. After the screed has dried, the tape is not removed, but cut "flush" with the floor level.

**Contraction joints installing**

1. The joint depth should be 1/3 of the thickness of the screed. This depth is enough to create a slack zone in the screed, and concrete during shrinkage will crack in this zone, that is, it cracks directionally, and not randomly.
2. The cut width. For indoor use is 3-5 mm
3. Marking for joints installing is done with a chopping cord or chalk under the rope.
4. Joint installing begins on freshly laid concrete, 4 -10 hours after pouring.

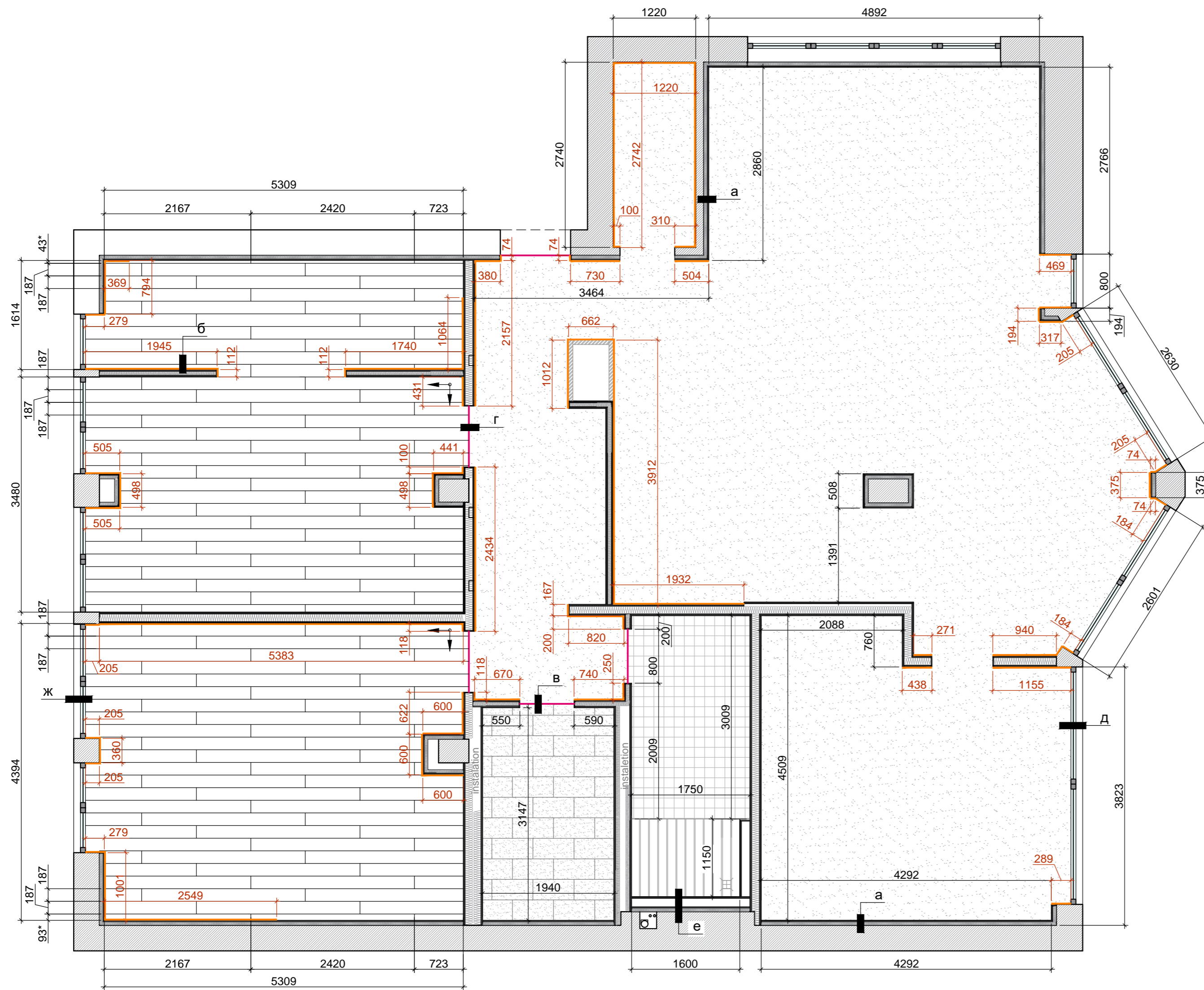
**Joint sealing**

The gap should be filled with elastic compounds - sealant. The layer thickness should not be greater than its width. If the joint is deeper, an elastic filler is laid from below - a cord made of foamed polyethylene.

Put the expanded foam cut into strips in deep expansion joints in concrete, instead of a cord of foamed polyethylene, put a cord over it

1. Reference scheme, changes in place
2. Sizes with\* clarify in place.

Design Project of the Apartment in Barcelona Marina Street 24, 08013	Stage	Sheet	Sheets
	Project	19	48
Sheet name	Designing company		
Floor design indicating isolation and contraction joints	STANZZA DESIGN EUROPE SL		

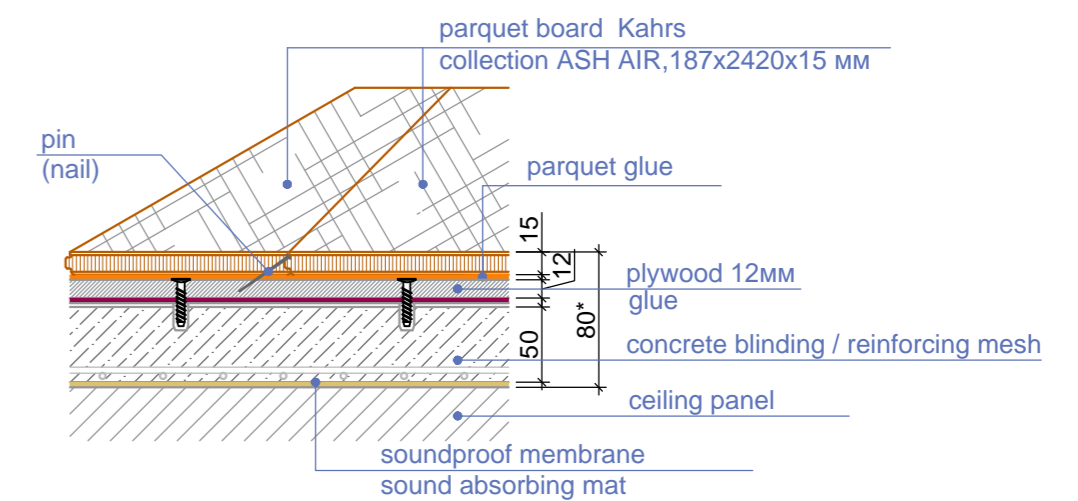


### Parquet board screed laying

Screed device for laying parquet board 50 mm. Before laying the screed, it is necessary to ensure soundproofing of the room using a layer of a soundproof membrane. Before performing the following stages of laying parquet, it is necessary to allow the screed to dry for a sufficiently long period.

After the screed has completely dried, you can break to laying plywood. To relieve internal stress, large sheets of plywood must be spread out into squares from 50x50 cm in size. The thickness of plywood is 12 mm, which is 2/3 of the thickness of the parquet. To improve adhesion to the adhesive, a deep penetration primer must be applied to the screed. Lay plywood on the treated screed, displacing the joints according to the principle of brickwork and leaving a gap of 3-4 mm between the boards, and at least 10 mm against the wall. Lay the plywood on a special glue, fixing the sheets with screws or dowels, the heads of which are recessed by 3-5 mm. After work to spend a technological break of 2-3 days.

Before laying the parquet board, a foundation is needed to eliminate the differences. After grinding, it is necessary to thoroughly vacuum the surface, paying particular attention to the joints. For a set of temperature and humidity characteristics, a parquet board must be kept indoors for 3-5 days. The parquet board is laid on a special parquet adhesive, which is applied with a notched trowel, providing the necessary dosage of glue.



### Poured floor installing

The base of the floor (concrete screed) on which the floor layer will be applied must be cleaned of debris, dust and any contaminants.

Around the perimeter of the room it is necessary to lay the damper tape.

Apply the primer for the floor to the surface with a brush or several layers. Primer for bulk floors requires drying at least 12 hours.

Using the laser level, determine the height difference of the base, which allows you to calculate the thickness of the finish layer of the bulk floor.

Filling of a solution of a poured floor begins from the far wall (corner) of the room. To level the mixture, you can use a long spatula. Also, immediately after pouring the floor, it can be rolled with a needle roller in order to release air bubbles formed during the mixing of the solution. The temperature of the surface and ambient air during operation and the next few days should be in the range from + 5 ° C to + 30 ° C.

#### Parquet -51,4m<sup>2</sup>

company Kahrs  
collection ASH AIR  
size 187x2420x15 mm  
item number 151N8MAKA4KW240  
web <https://www.kahrs.com/en/wood-floors/ash-air>

#### Poured floor -89,0m<sup>2</sup>

company ARTURO  
collection EP2500  
web <https://www.arturoflooring.com/products/product-search/details/arturoep2500-self-smoothing-floor-7526/>

#### Skirting h=66mm

company ORACDECOR  
collection SX157 SQUARE  
web [https://www.oracdecor.com/en\\_us/baseboards/sx157\\_skirting](https://www.oracdecor.com/en_us/baseboards/sx157_skirting)

Brass profile, thickness 3mm

#### Floor tile 6,1m<sup>2</sup>

company PORCELANOSA  
collection BASIN (NATURAL STONE)  
size 470x850mm  
web [www.porcelanosa.com/en/floor-tiles/slate](http://www.porcelanosa.com/en/floor-tiles/slate)

#### Mosaic 5,3m<sup>2</sup>

company BISAZZA  
collection SM 90  
FILLGEL PLUS  
size 1101 BIANCO ALABASTRO  
size 20x20mm  
web <https://www.bisazza.it/en-us/products/mosaico/colors/smalto/smalto-20>

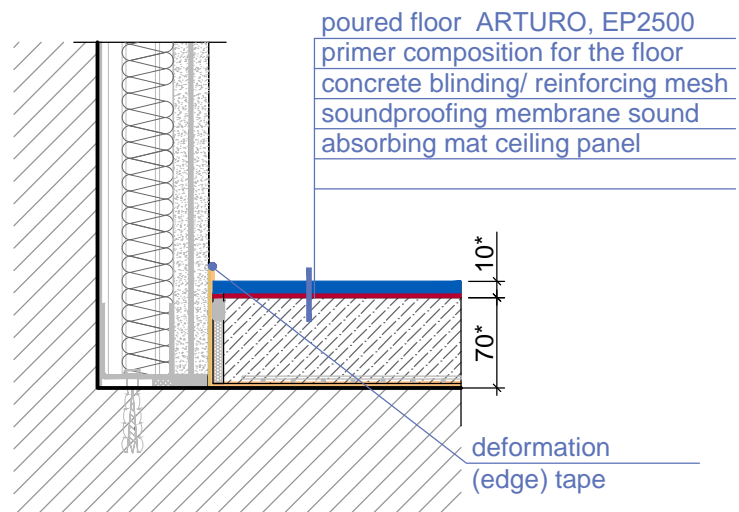
#### Wood planks 1,8m<sup>2</sup>

material Solid teak treated with water repellent  
size 120x1150mm

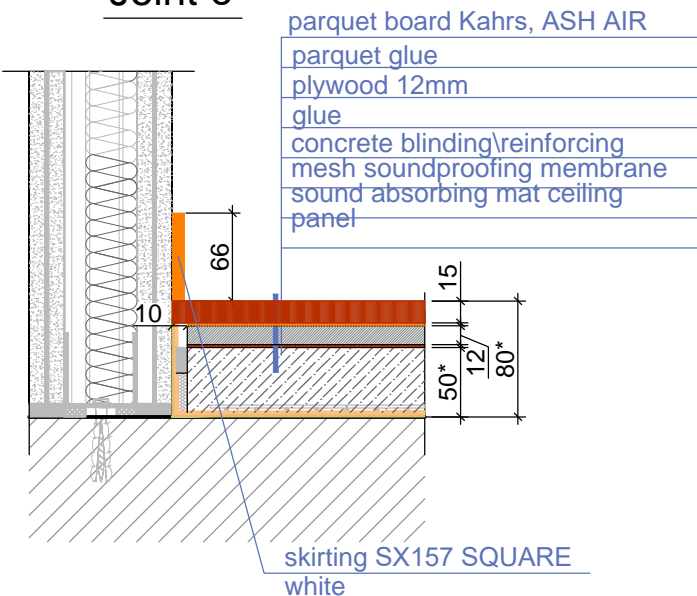
1. Dimensions with \* check in place.
2. The area and amount of flooring is indicated WITHOUT !!! percent of margin for trimming.
3. Perform floor covering after plumbing and electrical wiring.
4. The recommended size of the joint (joint cross) for floor tiles is 2-2.5mm.
5. See the joints marked on this sheet on AS-21
6. Perform the electric underfloor heating (thermomat) under the floor tiles in the bathroom No. 2. Electricity supply for the underfloor heating system is shown in the diagram in the places where the temperature regulator is installed. Temperature regulators should be installed at a height of 900 mm from the level of the clean floor.

Design Project of the Apartment in Barcelona Marina Street 24, 08013	Stage	Sheet	Sheets
	Project	20	48
Sheet name Floor design with flooring S1:50		Designing company STANZZA DESIGN EUROPE SL	

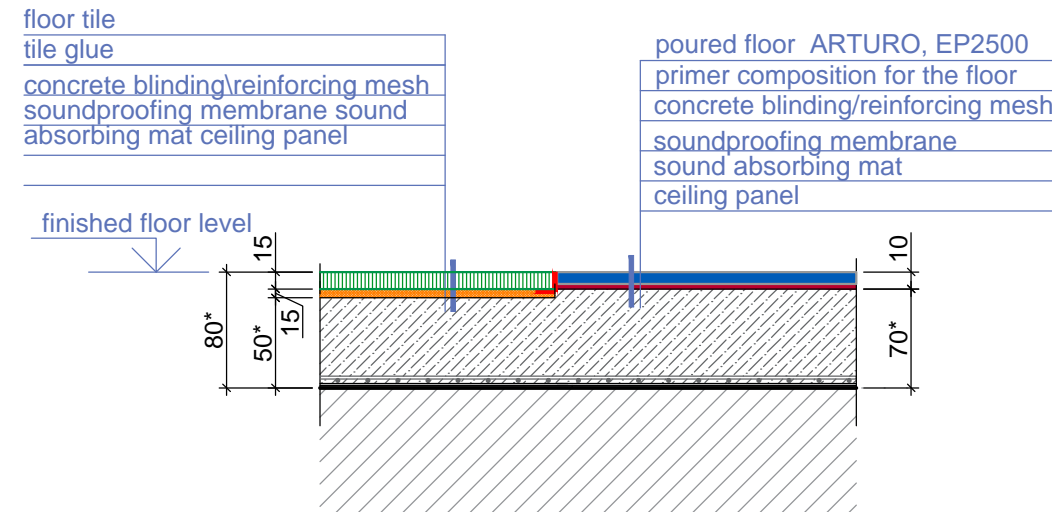
**Joint a**



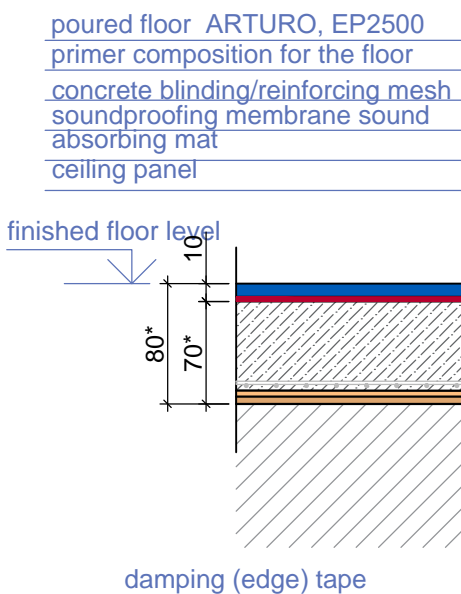
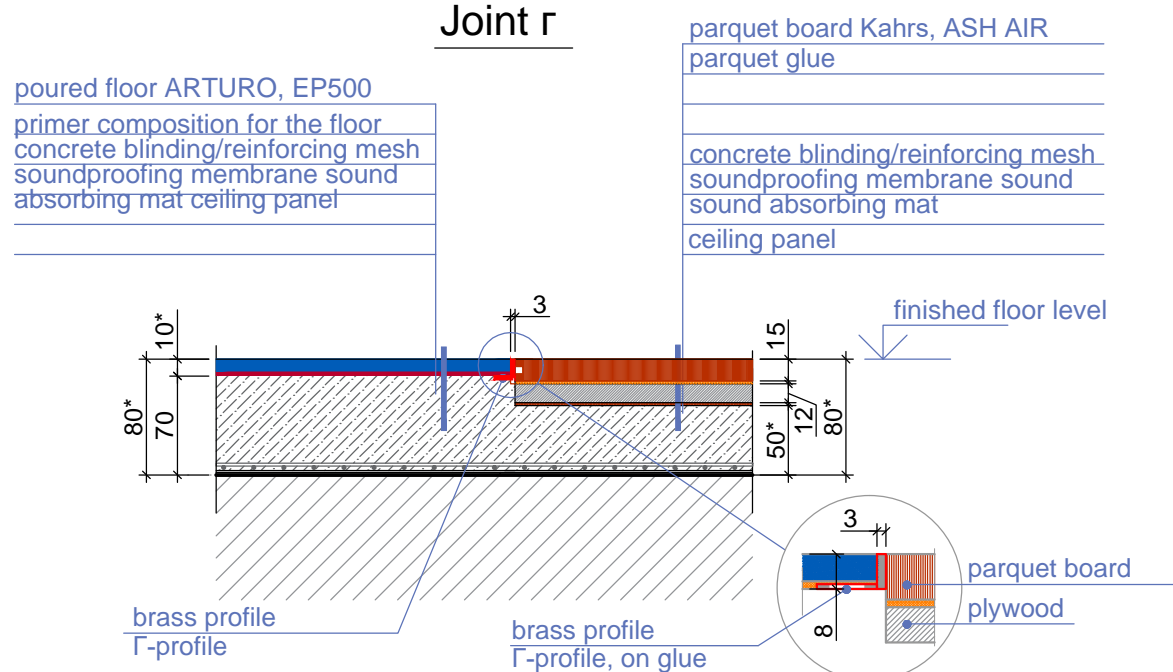
**Joint б**



**Joint B**

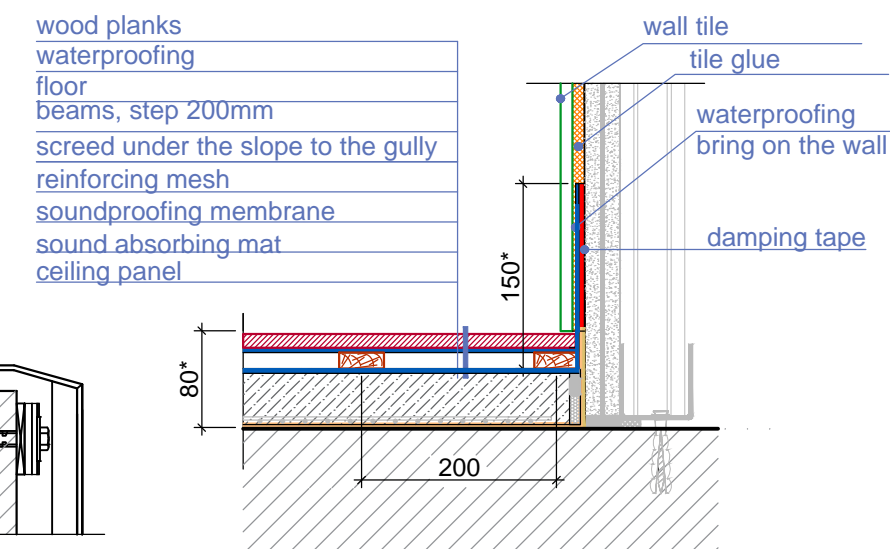


**Joint r**



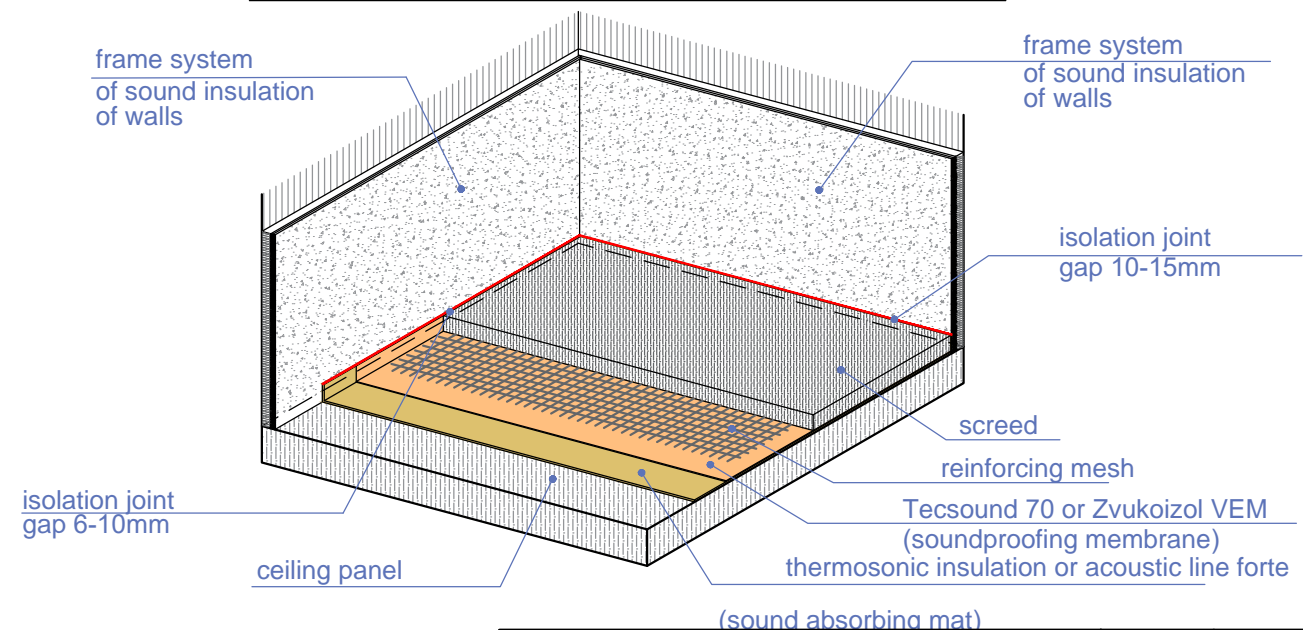
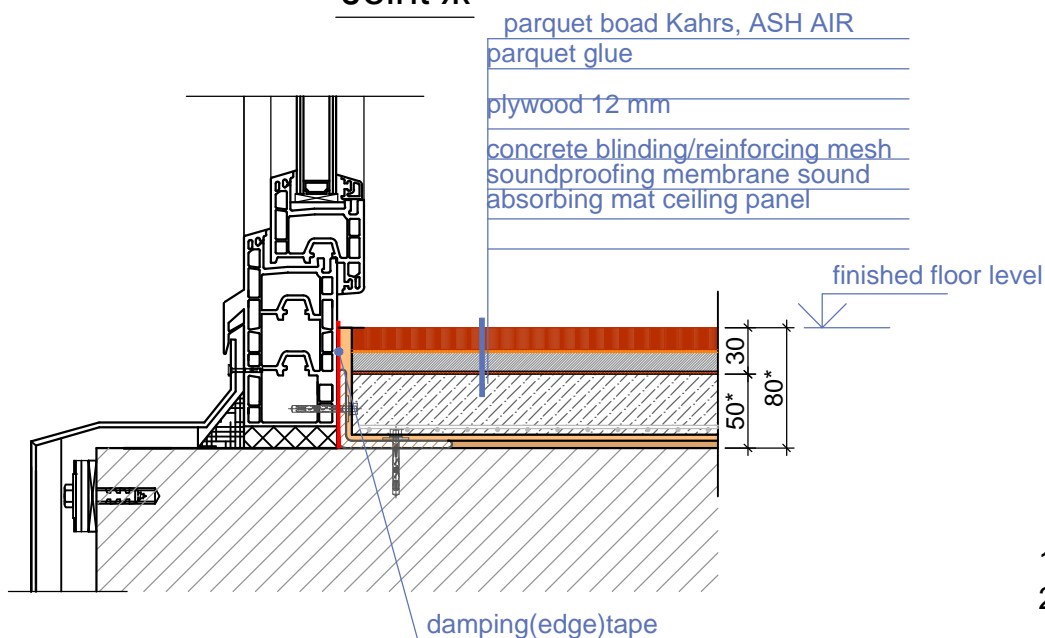
**Joint д**

**Joint e**



**Floor sound insulation system PREMIUM 1**

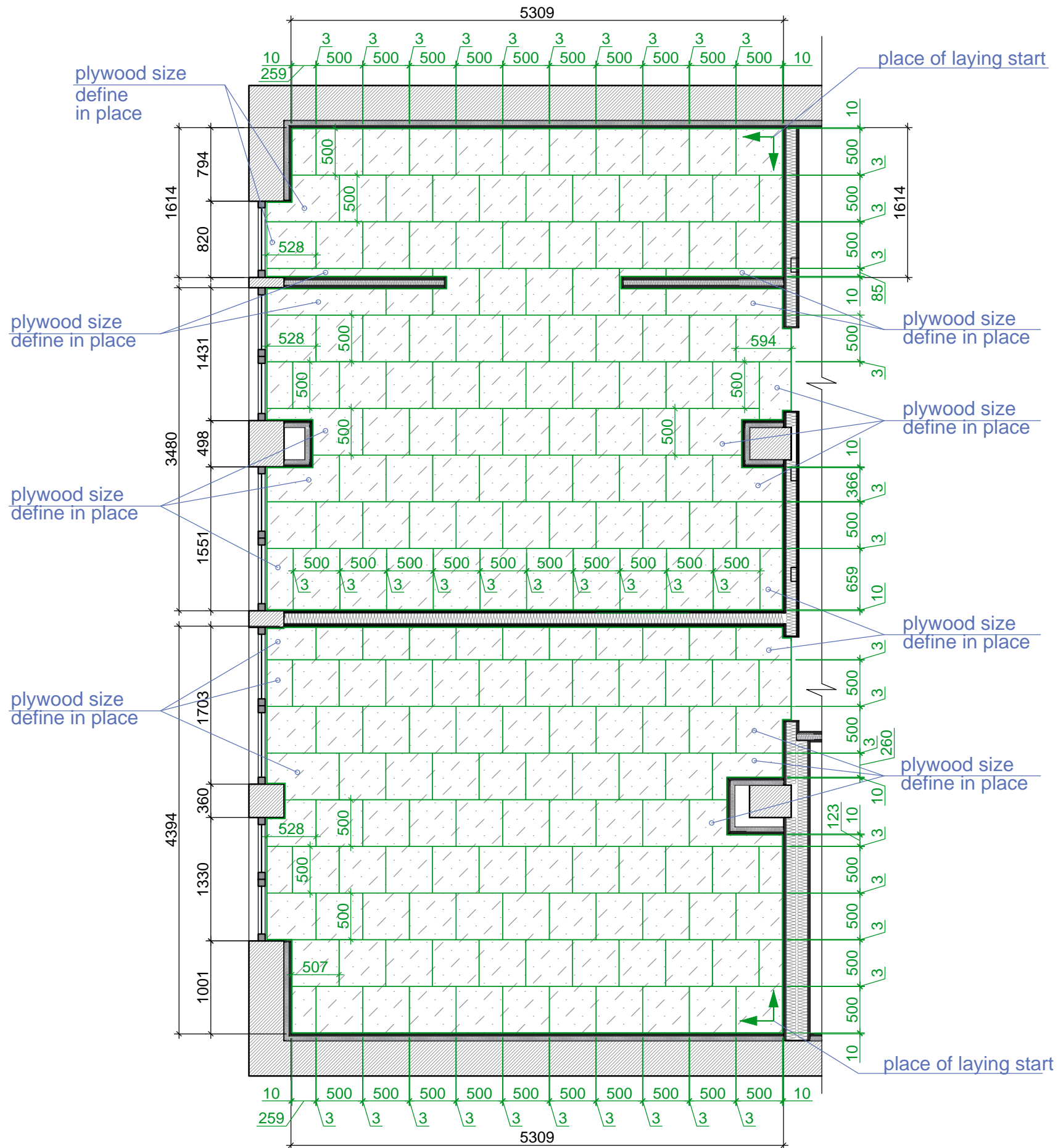
**Joint ж**



1. Dimensions with \* check in place
2. This sheet to be reviewed together with the sheet AS-20

Design Project of the Apartment in Barcelona Marina Street 24, 08013	Stage	Sheet	Sheets
	Project	21	48
Sheet name	Designing company		
Floor joints	STANZZA DESIGN EUROPE SL		

Plywood layout for a parquet board



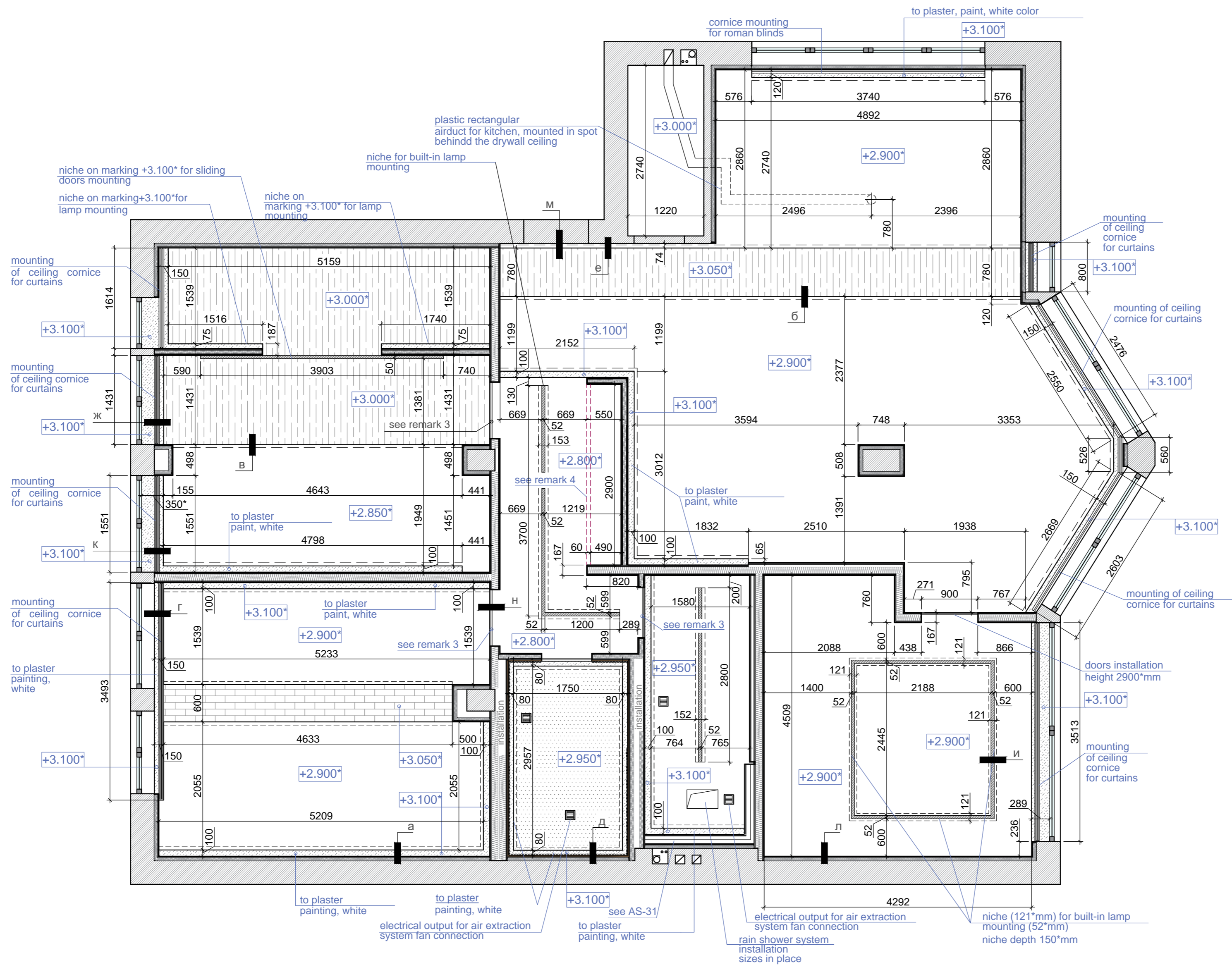
Legend:

- plywood 500x500x12mm
- ↘ spot where the plywood begins to be laid

**Plywood layout for a parquet board**

To relieve the internal stress of the floor, large sheets of plywood must be spread out into squares measuring 50x50 cm. The thickness of plywood is 12 mm, which is 2/3 of the thickness of the parquet. To improve adhesion, a deep penetration primer must be applied to the screed. Place plywood on the treated screed, displacing the joints according to the principle of brickwork and leaving between the sheets a gap of 2-4 mm and at least 10 mm against the wall. Lay the plywood on a special glue, fixing the sheets with screws or dowels, the heads of which are recessed by 3-5 mm. After laying plywood, a technological break of 2-3 days should be carried out.

Design Project of the Apartment in Barcelona Marina Street 24, 08013	Stage	Sheet	Sheets
	Project	22	48
Sheet name	Designing company		
Layout of plywood for a parquet board	STANZZA DESIGN EUROPE SL		

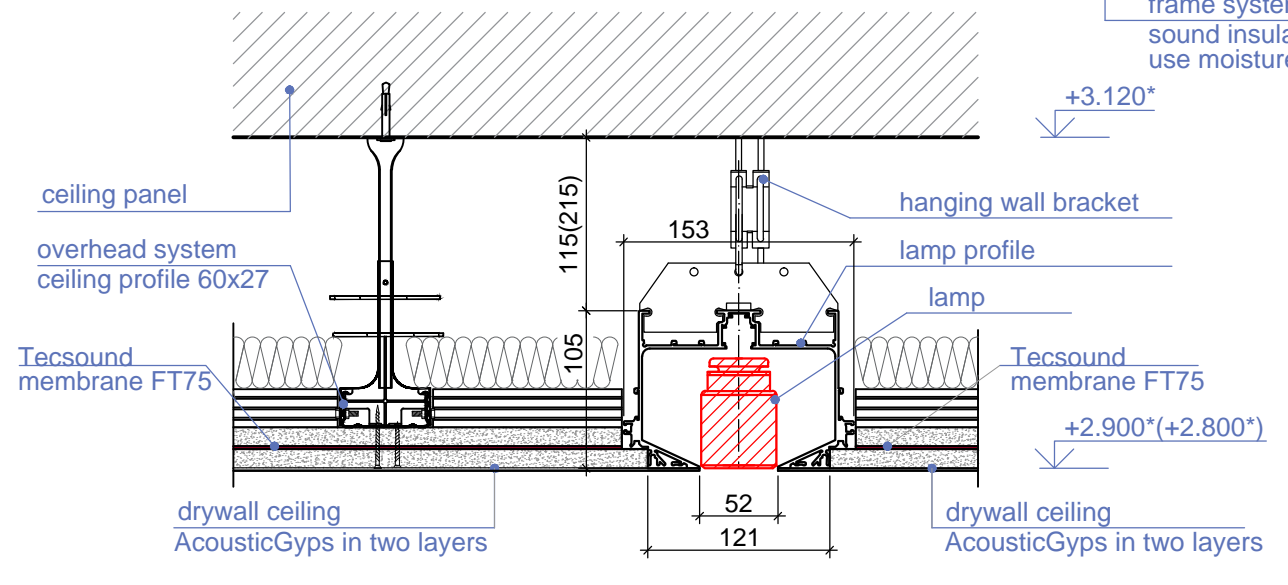
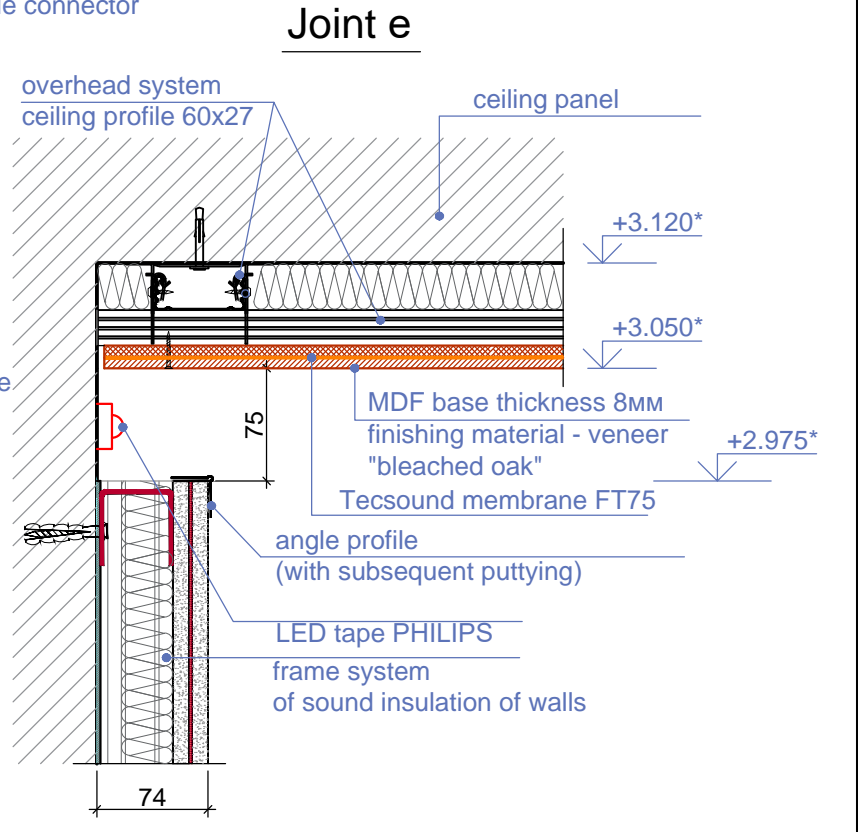
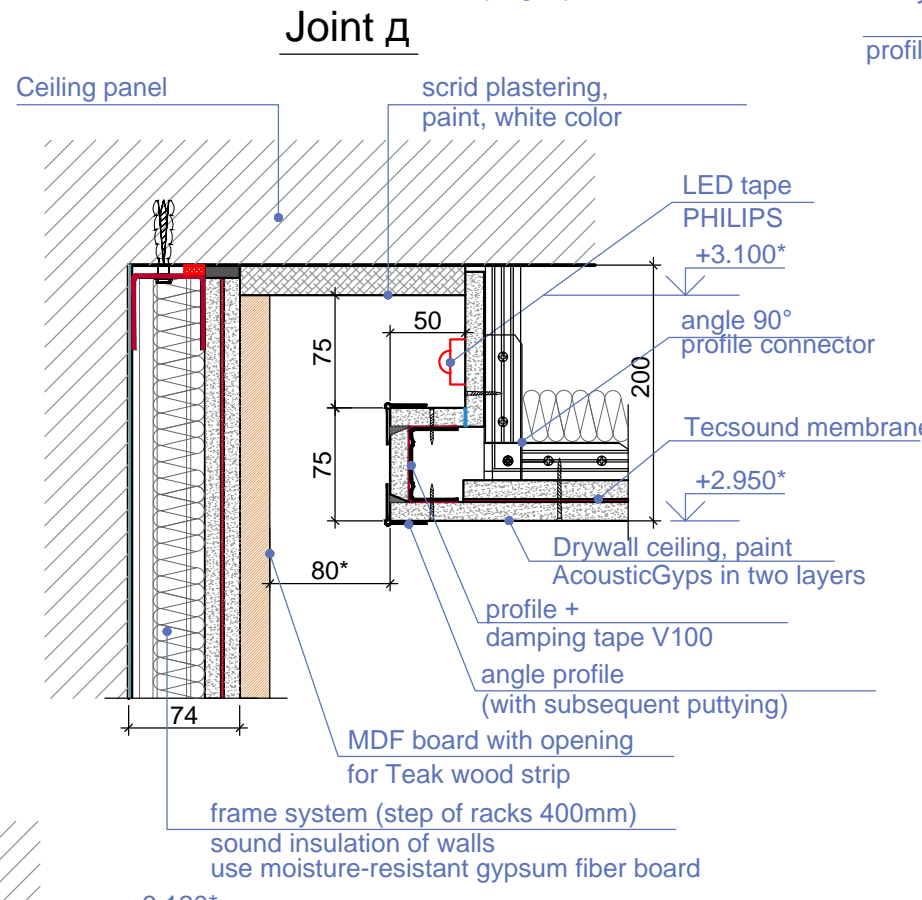
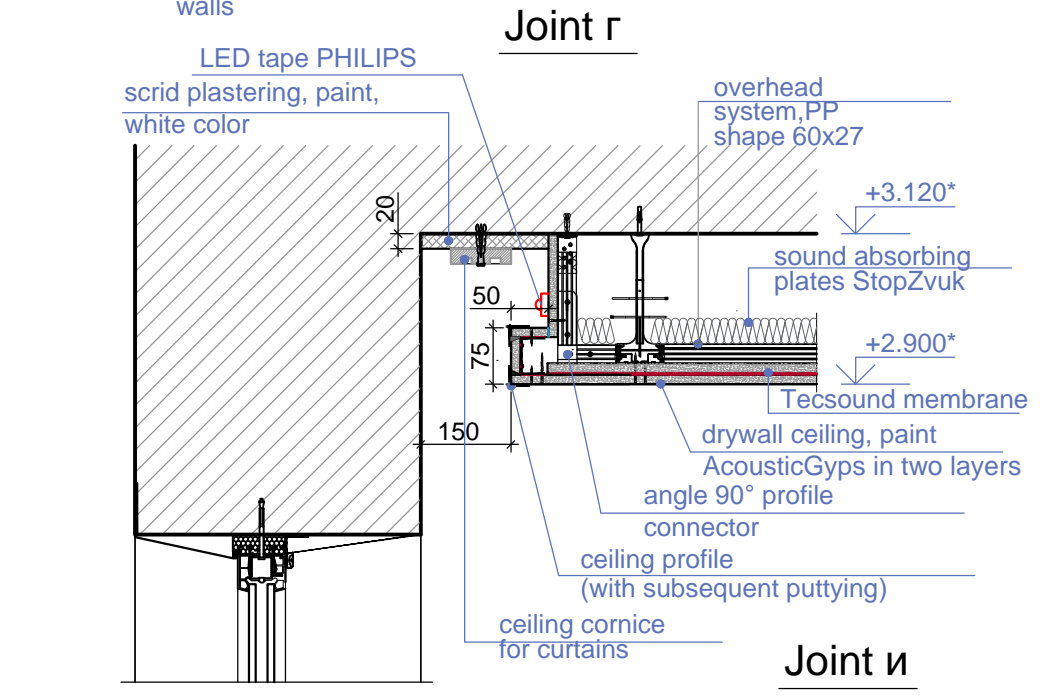
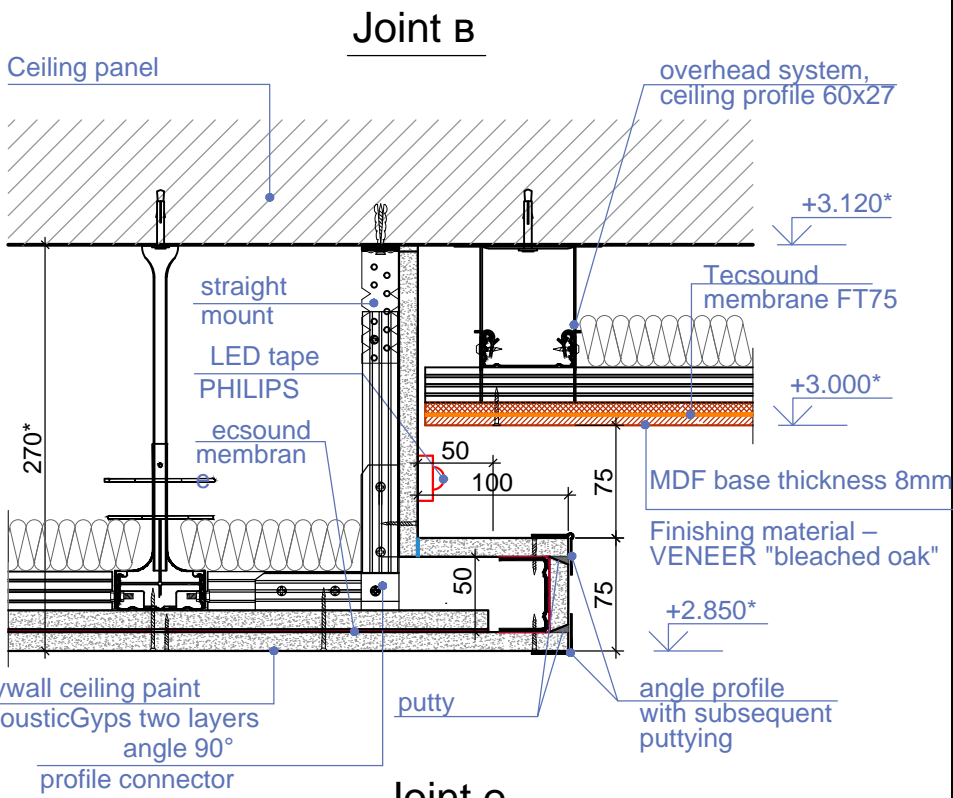
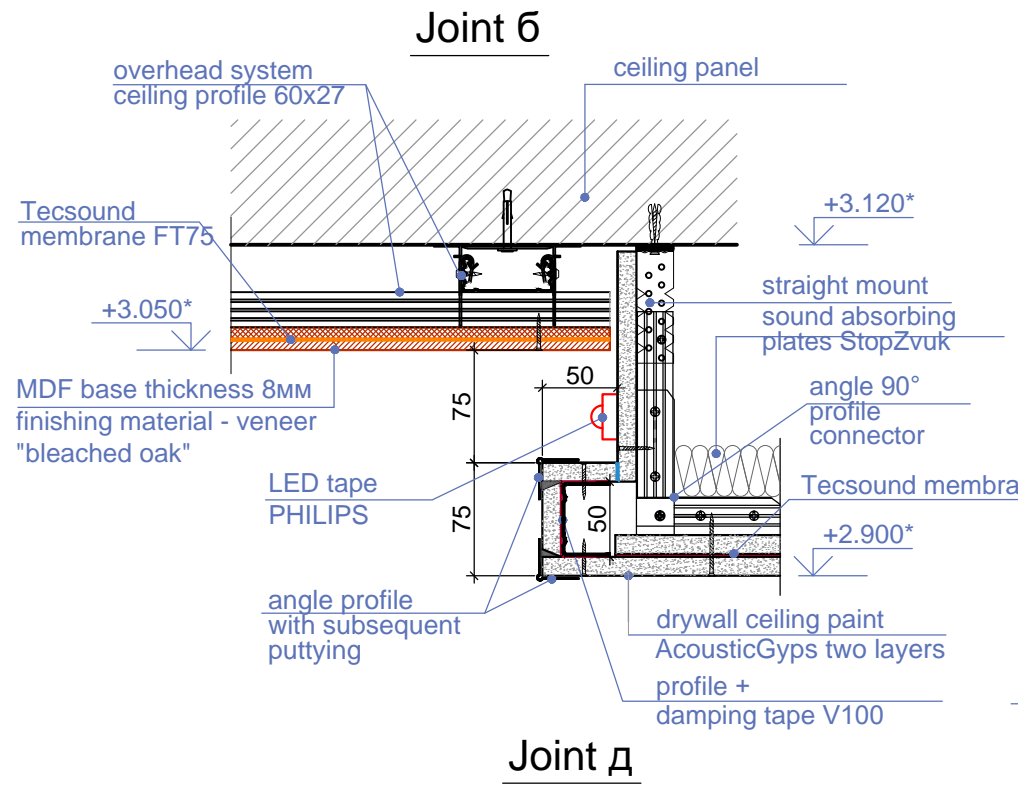
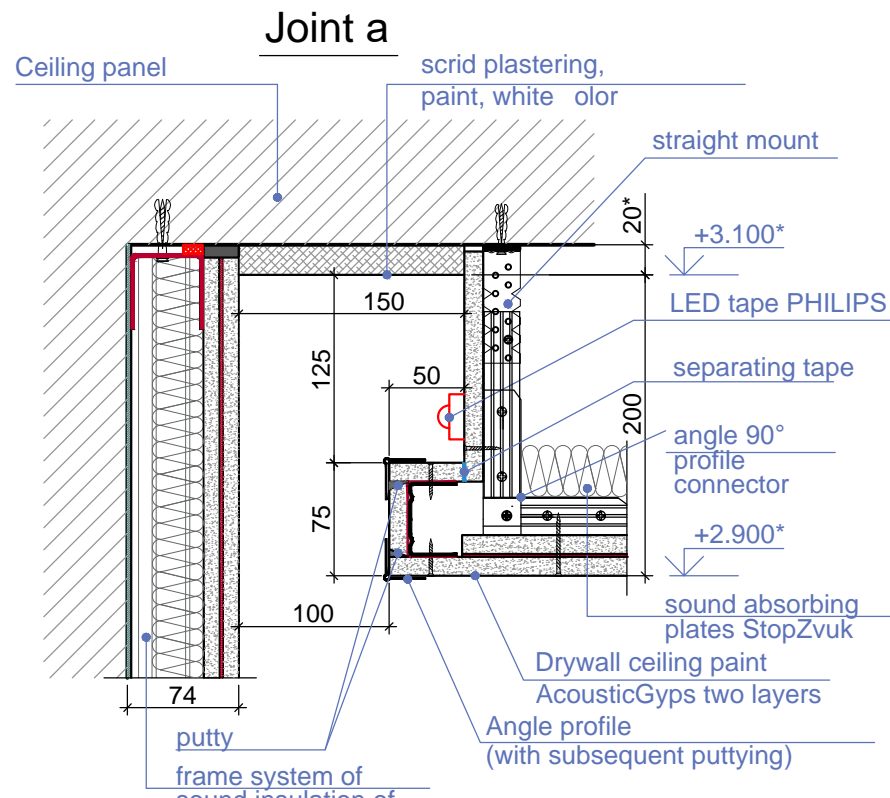


**Legend:**

- Drywall ceiling**
- Paint** TIKKURILA
- collection HARMONY
- web [https://new.tikkurila.com/become\\_a\\_partner/products/harmony](https://new.tikkurila.com/become_a_partner/products/harmony)
- RAL RAL 120-3
  
- Drywall ceiling**
- Paint** TIKKURILA
- collection HARMONY
- web [https://new.tikkurila.com/become\\_a\\_partner/products/harmony](https://new.tikkurila.com/become_a_partner/products/harmony)
- RAL RAL 9017
  
- Plaster using scrids**
- Paint** TIKKURILA
- collection HARMONY
- сайт [https://new.tikkurila.com/become\\_a\\_partner/products/harmony](https://new.tikkurila.com/become_a_partner/products/harmony)
- RAL RAL 120-3
  
- Base** **MDF** thickness 8mm
- Finishing material VENEER bleached oak
- Company to the contractor's choice
  
- Parquet board**
- company** Kahrs
- collection ASH AIR
- size 187x2420x15 mm
- item number 151N8MAKA4KW240
- web <https://www.kahrs.com/en/wood-floors/ash-air>
  
- timber 60x60 mm (treated with fire-retardant agents) for mounting the sliding-door wardrobe door structure

1. For a relative mark of +0.000, the mark of the finished floor of the apartment is taken.
2. Dimensions \* check in place.
3. Drywall ceiling difference (marks are indicated on the scheme), installation of the door structure at the greater ceiling mark.
4. Provide for the fastening of the beam in the drawall ceiling structure for further mounting the sliding-door wardrobe door structure.
5. See sections and joints on the ceiling on sheet AS-24-25

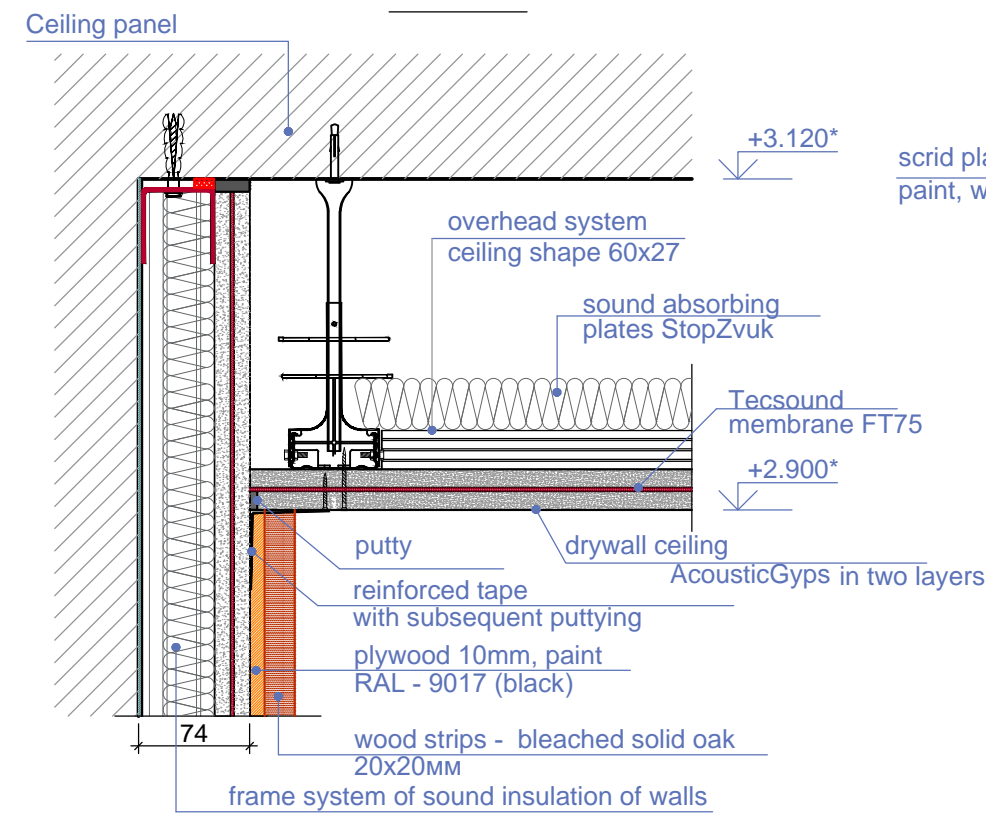
Design Project of the Apartment in Barcelona Marina Street 24, 08013	Stage	Sheet	Sheets
	Project	23	48
Sheet name	Designing company		
Ceiling design S1:50	STANZZA DESIGN EUROPE SL		



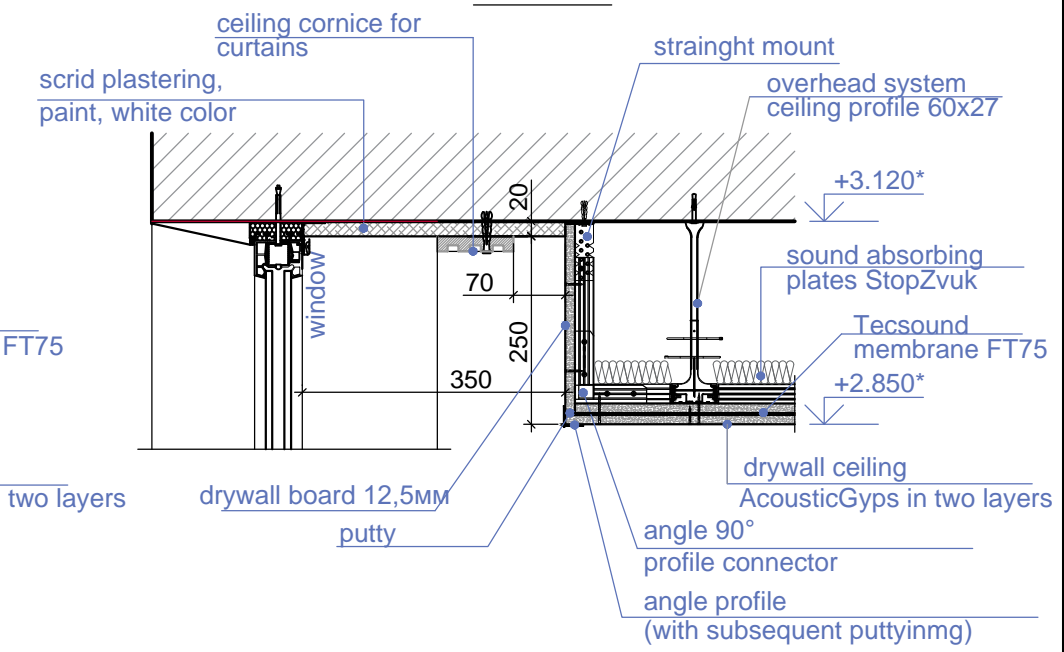
1. Dimensions with \* check in place.  
2. This sheet to be reviewed together with the sheet AS-23

Design Project of the Apartment in Barcelona Marina Street 24, 08013	Stage	Sheet	Sheets
	Project	24	48
Sheet name	Designing company		
Ceiling joints A-I	STANZZA DESIGN EUROPE SL		

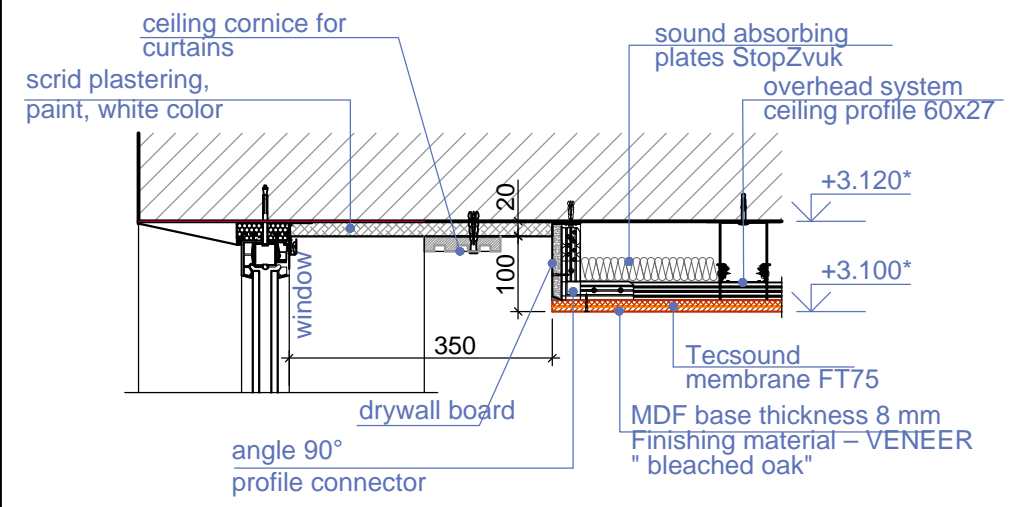
### Joint л



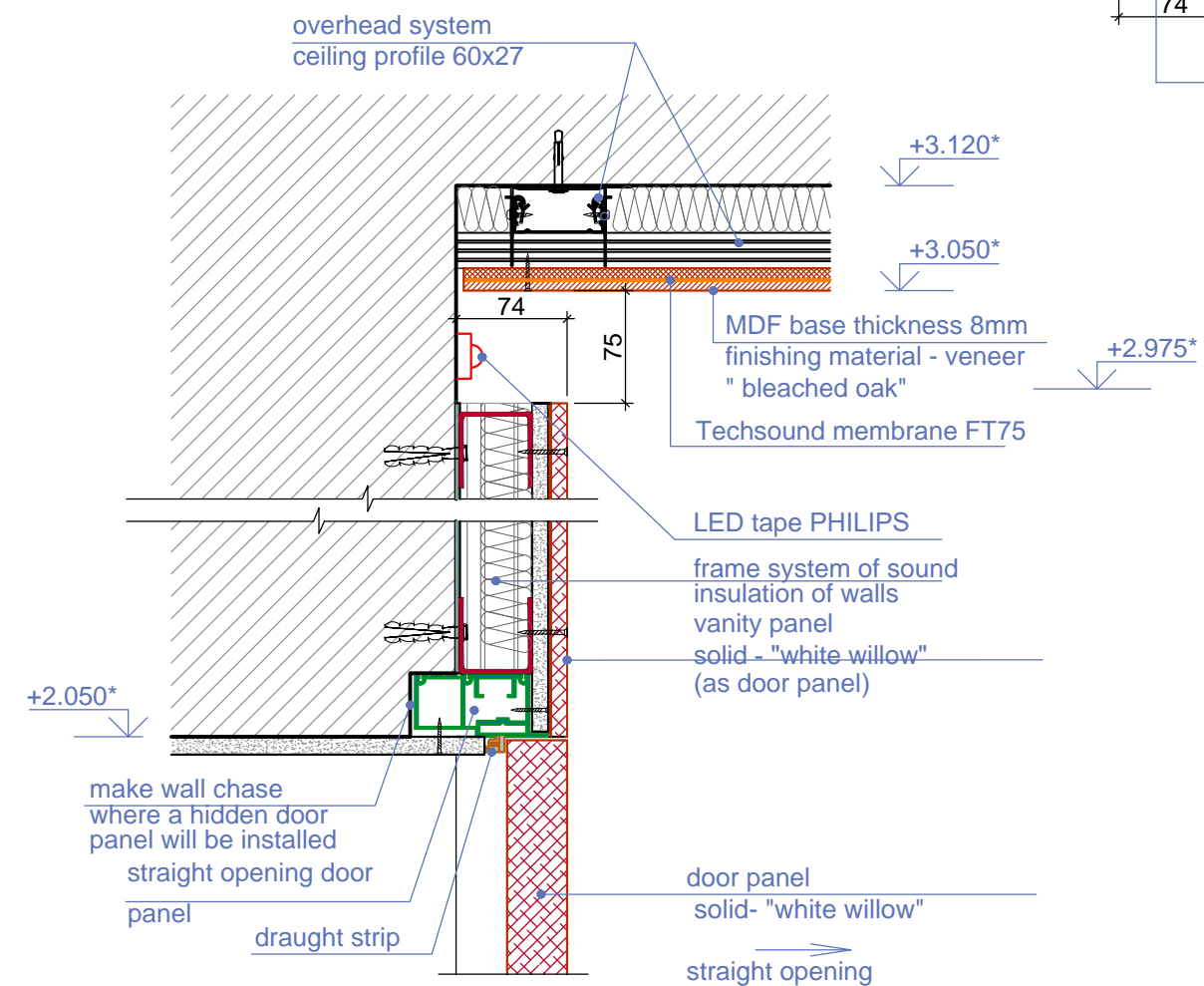
### Joint к



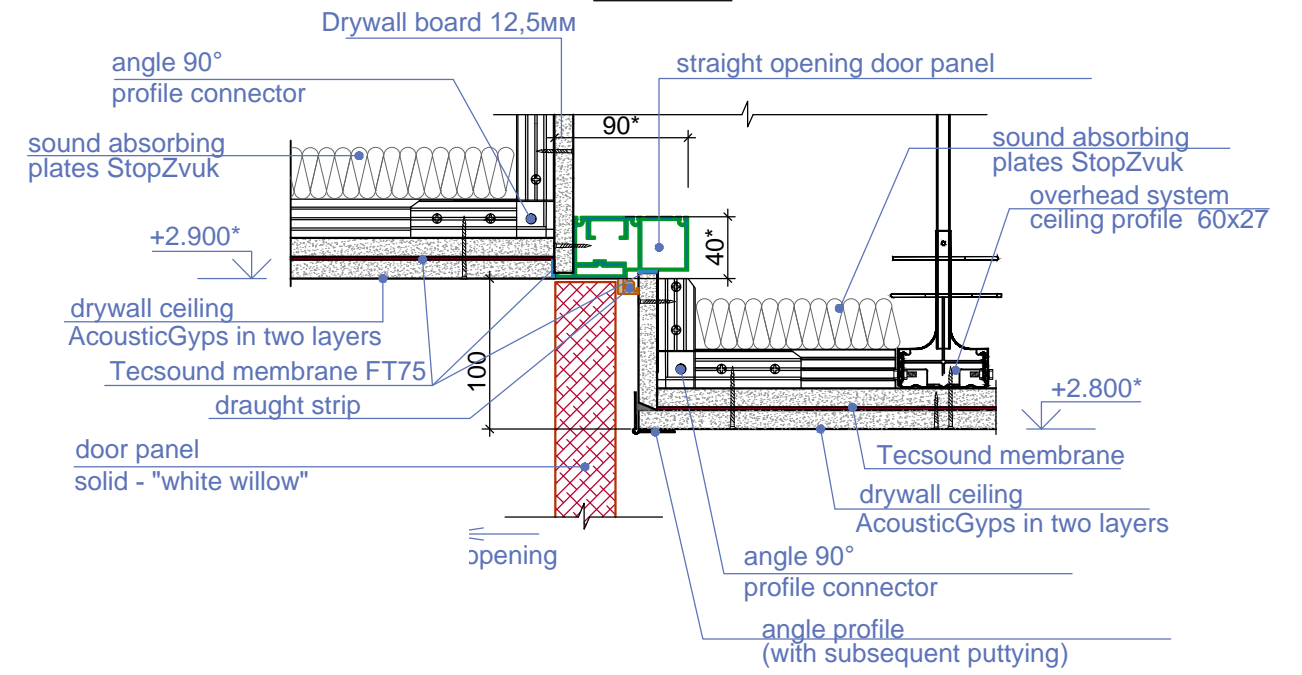
### Joint ж



### Joint м

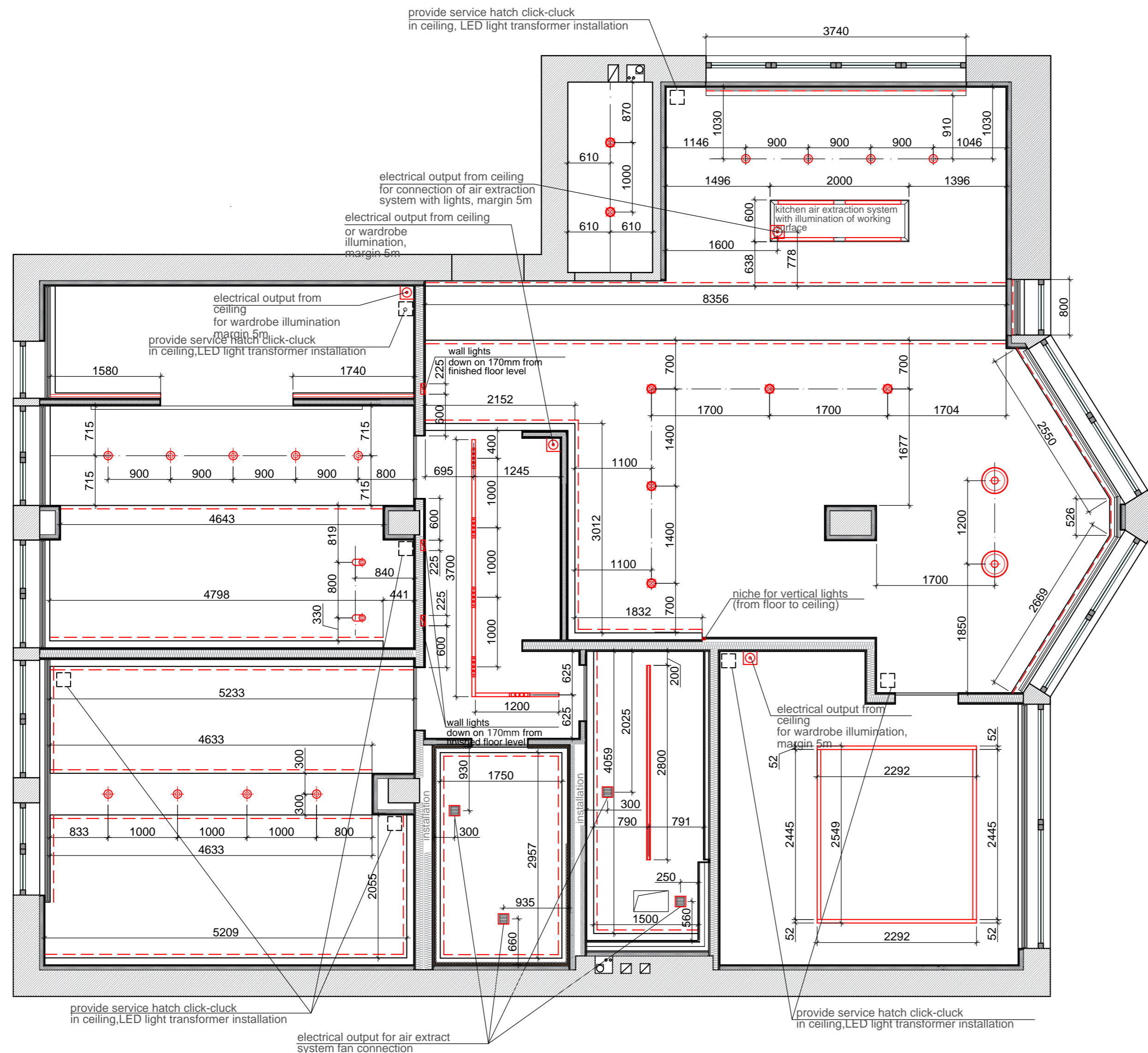


### Joint н



1. Dimensions with\* check in place.  
 2. This sheet to be reviewed together with the sheet AS-23

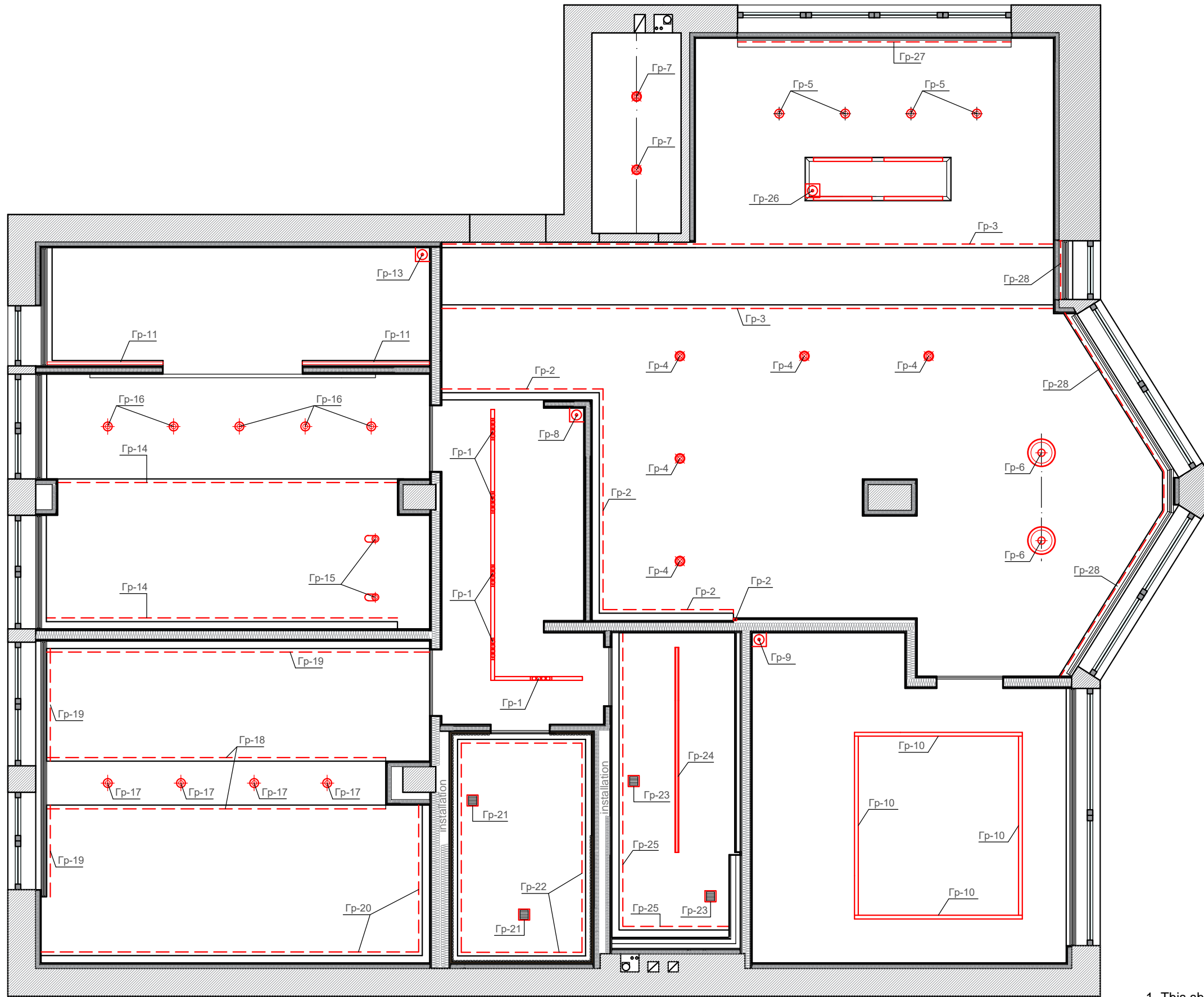
Design Project of the Apartment in Barcelona Marina Street 24, 08013	Stage	Sheet	Sheets
	Project	25	48
Sheet name	Designing company		
Ceiling joints Ж-Н	STANZZA DESIGN EUROPE SL		



	<b>surface-mounted luminaire 4pcs</b> company SLV collection SPOT 79 web <a href="https://www.slv.cloud/uk_en/spot79-1-191?attribute%5Bvariant_color%5D=black">https://www.slv.cloud/uk_en/spot79-1-191?attribute%5Bvariant_color%5D=black</a>	kitchen
	<b>LED tape</b> company PHILIPS collection PHILIPS HUE LIGHTSTRIPSPLUS web 2+1 METROS WHITE AND COLOR <a href="https://www2.meethue.com/es-es-p/hue-white-and-color-ambiance-lightstrip-plus/7190155PH">https://www2.meethue.com/es-es-p/hue-white-and-color-ambiance-lightstrip-plus/7190155PH</a>	living room, children's room bedroom, bathroom №1; 2
	<b>LED profile L=1740mm; L=1580mm</b> company DELTALIGHT collection TAGLINE ST PROFILE web <a href="https://www.deltalight.com/en/products/profile/tagline-profile/tagline-st-profile?form=search-Form&amp;type=profile&amp;region=int">https://www.deltalight.com/en/products/profile/tagline-profile/tagline-st-profile?form=search-Form&amp;type=profile&amp;region=int</a>	bedroom
	<b>LED tape L=1740mm; L=1580mm</b> company PHILIPS collection PHILIPS HUE LIGHTSTRIPSPLUS web 2+1 METROS WHITE AND COLOR <a href="https://www2.meethue.com/es-es-p/hue-white-and-color-ambiance-lightstrip-plus/7190155PH">https://www2.meethue.com/es-es-p/hue-white-and-color-ambiance-lightstrip-plus/7190155PH</a>	bedroom
	<b>Lamp 2pcs</b> company SLV collection SPOT 79 web <a href="https://www.slv.cloud/uk_en/spot79-1-191?attribute%5Bvariant_color%5D=black">https://www.slv.cloud/uk_en/spot79-1-191?attribute%5Bvariant_color%5D=black</a>	bedroom
	<b>Built-in lamp 7pcs</b> company ARCOS LIGHT collection SWAP S 7W 2700K W web <a href="https://www.arkoslight.com/en/search-products/?se=swap">https://www.arkoslight.com/en/search-products/?se=swap</a>	living room, housekeeping unit
	<b>Lamp 2pcs</b> company PRANDINA collection BLOOM web <a href="https://www.prandina.it/site/en/prodotti_detail/it_207_id_218_product_bloom.html">https://www.prandina.it/site/en/prodotti_detail/it_207_id_218_product_bloom.html</a>	living room
	<b>surface-mounted luminaire 9pcs</b> company ARCOS LIGHT collection PUCK S 3000K WT web <a href="https://www.arkoslight.com/busqueda-productos/?se=puck">https://www.arkoslight.com/busqueda-productos/?se=puck</a>	children's room, bedroom
	<b>LED profile L=9700mm</b> company DELTALIGHT collection TAGLINE ST PROFILE web <a href="https://www.deltalight.com/en/products/profile/tagline-profile/tagline-st-profile?form=search-Form&amp;type=profile&amp;region=int">https://www.deltalight.com/en/products/profile/tagline-profile/tagline-st-profile?form=search-Form&amp;type=profile&amp;region=int</a>	office
	<b>LED tape L=9700mm</b> company PHILIPS collection PHILIPS HUE LIGHTSTRIPSPLUS web 2+1 METROS WHITE AND COLOR <a href="https://www2.meethue.com/es-es-p/hue-white-and-color-ambiance-lightstrip-plus/7190155PH">https://www2.meethue.com/es-es-p/hue-white-and-color-ambiance-lightstrip-plus/7190155PH</a>	hallway
	<b>Built-in lamp 5pcs</b> company DELTA LIGHT collection SPLITLINE 52 web <a href="http://www.deltalight.com">www.deltalight.com</a>	hallway
	<b>LED profile L=2800mm</b> company DELTALIGHT collection TAGLINE ST PROFILE web <a href="https://www.deltalight.com/en/products/profile/tagline-profile/tagline-st-profile?form=search-Form&amp;type=profile&amp;region=int">https://www.deltalight.com/en/products/profile/tagline-profile/tagline-st-profile?form=search-Form&amp;type=profile&amp;region=int</a>	bathroom №2
	<b>LED tape L=2800mm</b> company PHILIPS collection PHILIPS HUE LIGHTSTRIPSPLUS web 2+1 METROS WHITE AND COLOR <a href="https://www2.meethue.com/es-es-p/hue-white-and-color-ambiance-lightstrip-plus/7190155PH">https://www2.meethue.com/es-es-p/hue-white-and-color-ambiance-lightstrip-plus/7190155PH</a>	hallway
	<b>Built-in wall lamp 3pcs</b> company DELTALIGHT collection GYN W M FRAME + GYN W M SNAP-IN 927 web <a href="https://www.deltalight.com/en/products/detail/gyn-w-m-frame+-gyn-w-m-snapin-927-23712-0020+-23714-9200">https://www.deltalight.com/en/products/detail/gyn-w-m-frame+-gyn-w-m-snapin-927-23712-0020+-23714-9200</a>	hallway
	Electric wire 220V output (ceiling output for wardrobe illumination, margin 5m)	
	<b>Ventilation grill with fan 4pcs</b> provide electrical output	

1. The binding is indicated from the center of the lamp.
2. Dimensions with \* check in place.
3. See this sheet together with the AS-27 sheet.
4. The electrical leads for sconces (on the wall) are indicated on the sheet AS-28.

Design Project of the Apartment in Barcelona Marina Street 24, 08013	Stage	Sheet	Sheets
	Project	26	48
Sheet name	Designing company		
Layout of lamps and electrical outputs from the ceiling	STANZZA DESIGN EUROPE SL		



1. This sheet to be reviewed together with the sheet AS-29

Design Project of the Apartment in Barcelona Marina Street 24, 08013	Stage	Sheet	Sheets
	Project	27	48
Sheet name	Designing company		
Lighting panels	STANZZA DESIGN EUROPE SL		


# Room schedule

Room №	Room name	Unit	Area
1	Hallway	m <sup>2</sup>	12,5
2	Kitchen-Living room	m <sup>2</sup>	52,7
3	Office	m <sup>2</sup>	18,6
4	Bedroom	m <sup>2</sup>	27,2
5	Children's room	m <sup>2</sup>	23,2
6	Bathroom №1	m <sup>2</sup>	6,1
7	Bathroom №2	m <sup>2</sup>	7,5
8	Housekeeping unit	m <sup>2</sup>	3,3
Total area		m <sup>2</sup>	151,1

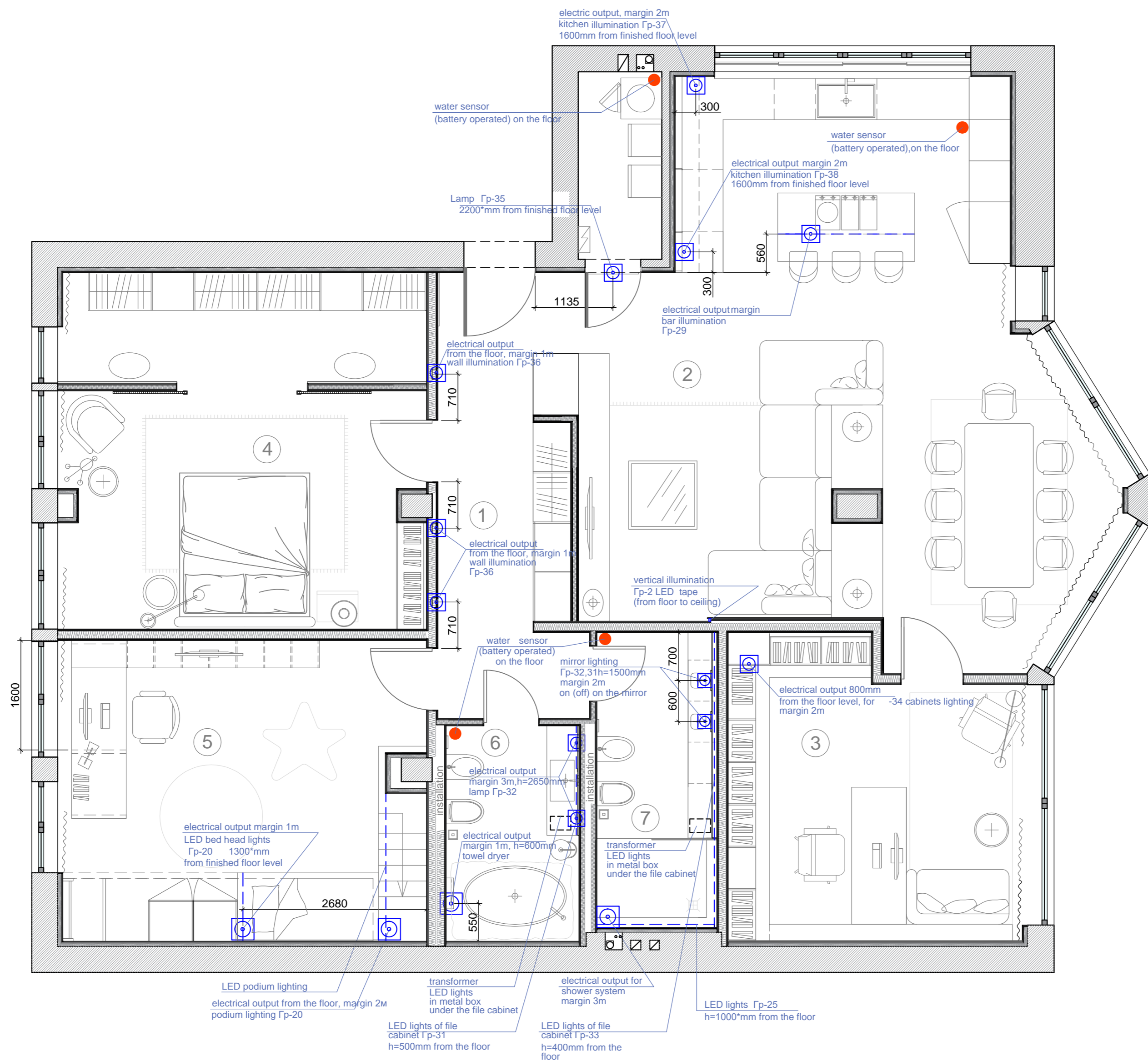
### Legend:

 220V electric wire output

 LED tape

 Water sensor (battery operated) on the floor, which blocks the water in the riser in case of water leakage

**LED tape company collection**  
**web**  
 PHILIPS  
 PHILIPS HUE LIGHTSTRIPSPLUS  
 2+1 METROS WHITE AND COLOR  
<https://www2.meethue.com/es-es/p/hue-white-and-color-ambiance-lightstrip-plus/7190155PH>

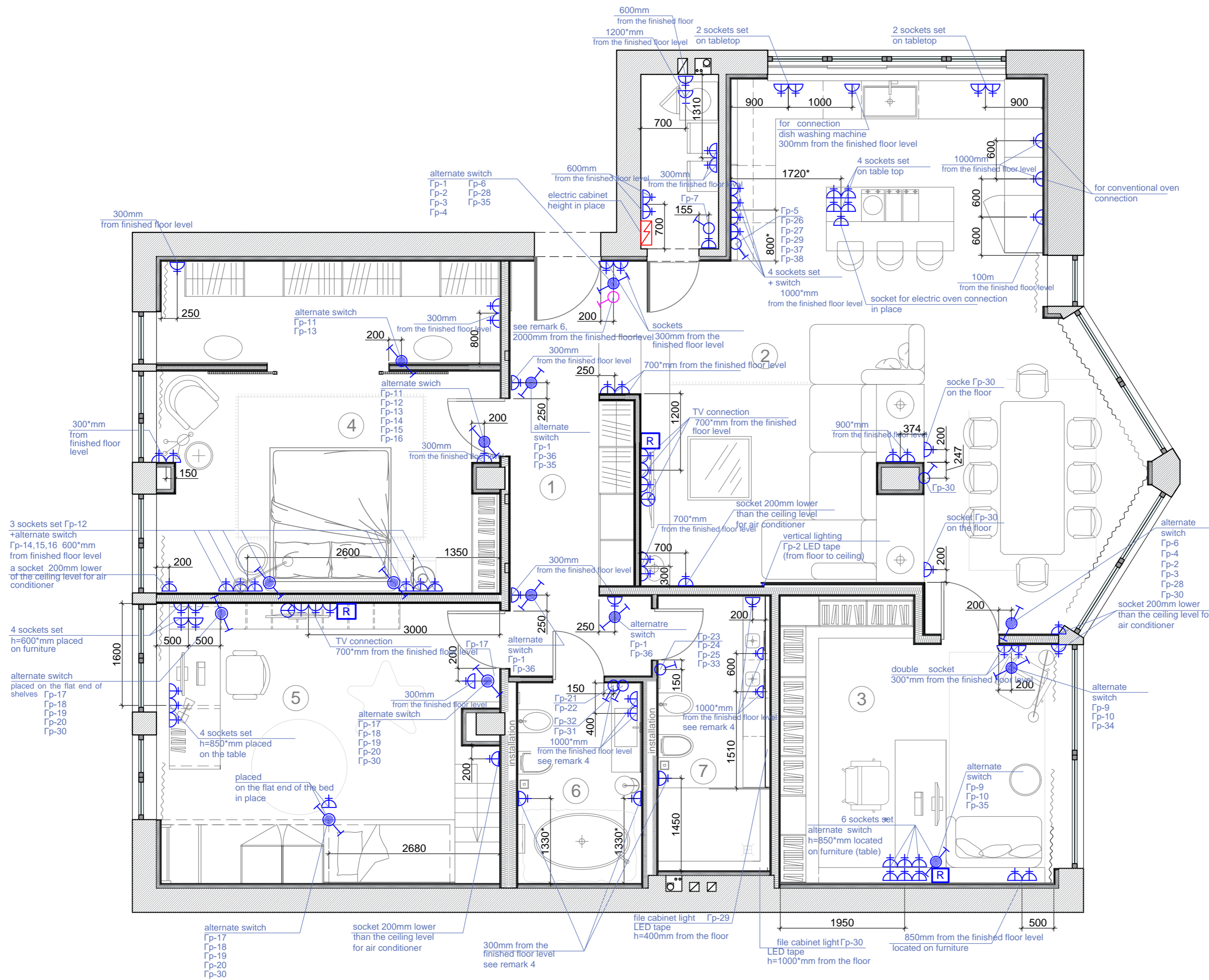


1. This sheet to be reviewed together with the sheet AS-29

Design Project of the Apartment in Barcelona Marina Street 24, 08013	Stage	Sheets	Sheets
	Project	28	48
Sheet name	Designing company		
Layout of electrical outputs in partitions	STANZZA DESIGN EUROPE SL		

# Room schedule

Room No.	Room name	Unit	Area
1	Hallway	M <sup>2</sup>	12,5
2	Kitchen-Living room	M <sup>2</sup>	52,7
3	Office	M <sup>2</sup>	18,6
4	Bedroom	M <sup>2</sup>	27,2
5	Children's room	M <sup>2</sup>	23,2
6	Bathroom №1	M <sup>2</sup>	6,1
7	Bathroom №2	M <sup>2</sup>	7,5
8	Housekeeping unit	M <sup>2</sup>	3,3
<b>Total area</b>		<b>M<sup>2</sup></b>	<b>151,1</b>




## Legend:

- switch, see remark 3  
number of buttons depends on the number of groups
- выключатель проходной, см прим п 3  
alternate switch, number of buttons depends on the number of groups
- socket
- cable TV
- Wi-Fi router
- switch, turning off all the groups

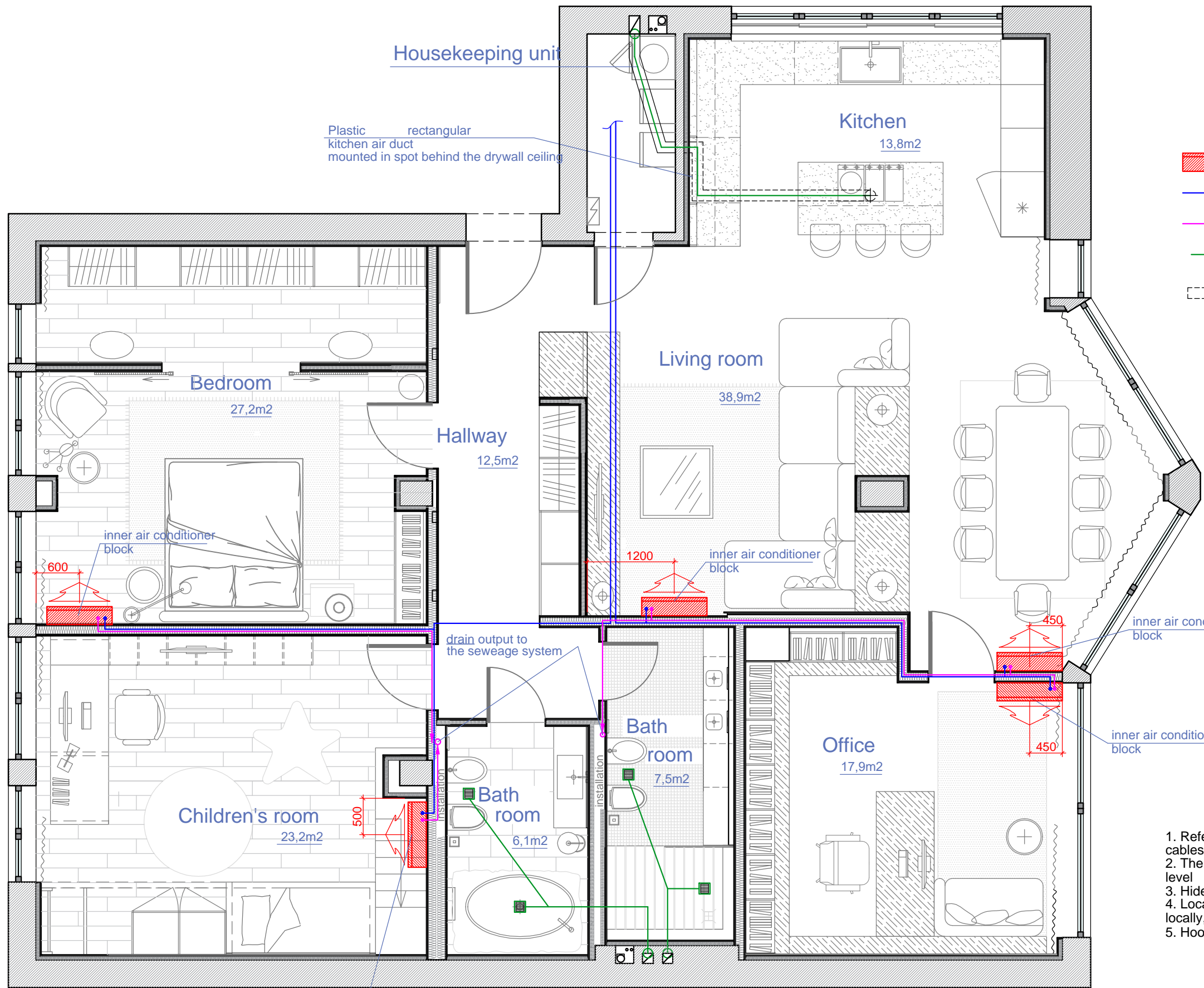
## Sockets and switches (bedroom)

**company** JUNG  
**collection** LS ZERO  
**material** aluminium  
**web** <https://www.jung.de/uk/5762/products/design/ls-zero/>



1. The finished floor level of the apartment is taken as 0.000.
2. Dimensions with \* check in place.
3. The height of the switches is 900 mm from the finished floor level of the apartment (agreed with the customer), unless another height is indicated on the diagram.
4. Use waterproof sockets in the bathroom.
5. Correct the location of the switches and sockets in the bathroom when laying out the tiles.
6. A switch that turns off all lighting groups at a height of 2000 mm from the finished floor level.
7. Coordinate the height and the binding of sockets in the kitchen with the furniture manufacturer.
8. Where the number of switches and sockets is more than 2, place horizontally in 1 line.
9. See this sheet together with sheet AS-27.28.

Design Project of the Apartment in Barcelona Marina Street 24, 08013	Stage	Sheet	Sheets
	Project	29	48
Sheet name	Designing company		
Layout of sockets and switches	STANZZA DESIGN EUROPE SL		

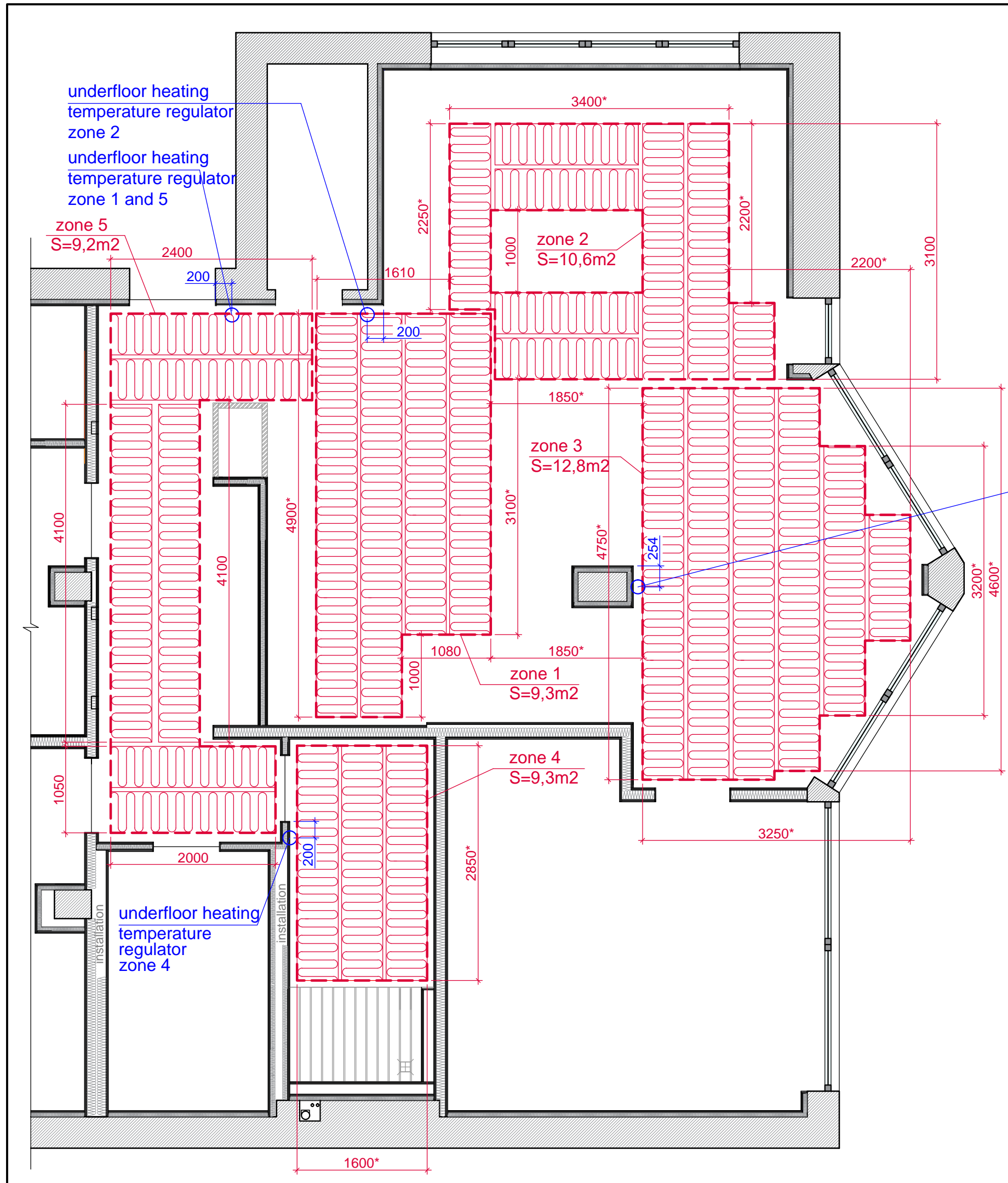


**Legend:**



- inner block of air conditioner
- freon lines
- drain outlet to sewage system
- inlet for forced ventilation
- plastic rectangular air duct for kitchen

1. Reference chart, air conditioners installation specialist advice: on cables and condensate drain and location of the outdoor units.
2. The height of the air conditioner is 250 mm from the finished ceiling level
3. Hide communication lines in the ceiling, in partitions and walls.
4. Location of the ventilation grids in the bathrooms should be specified locally, installation of the exhaust fan.
5. Hood above the hob at the location of the electric stove.

Design Project of the Apartment in Barcelona Marina Street 24, 08013	Stage	Sheet	Sheets
	Project	30	48
Sheet name	Designing company		
Air conditioning	STANZZA DESIGN EUROPE SL		



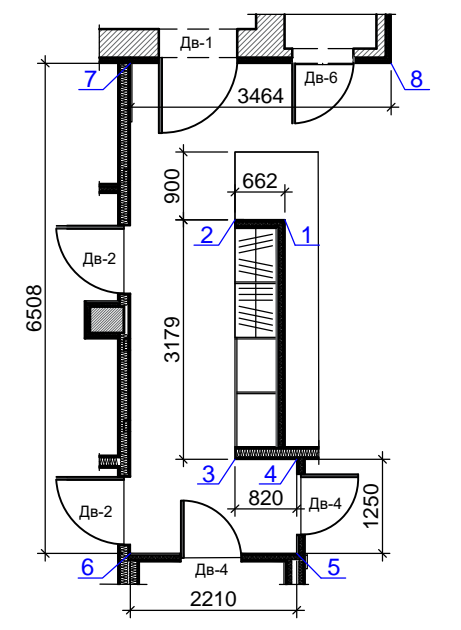
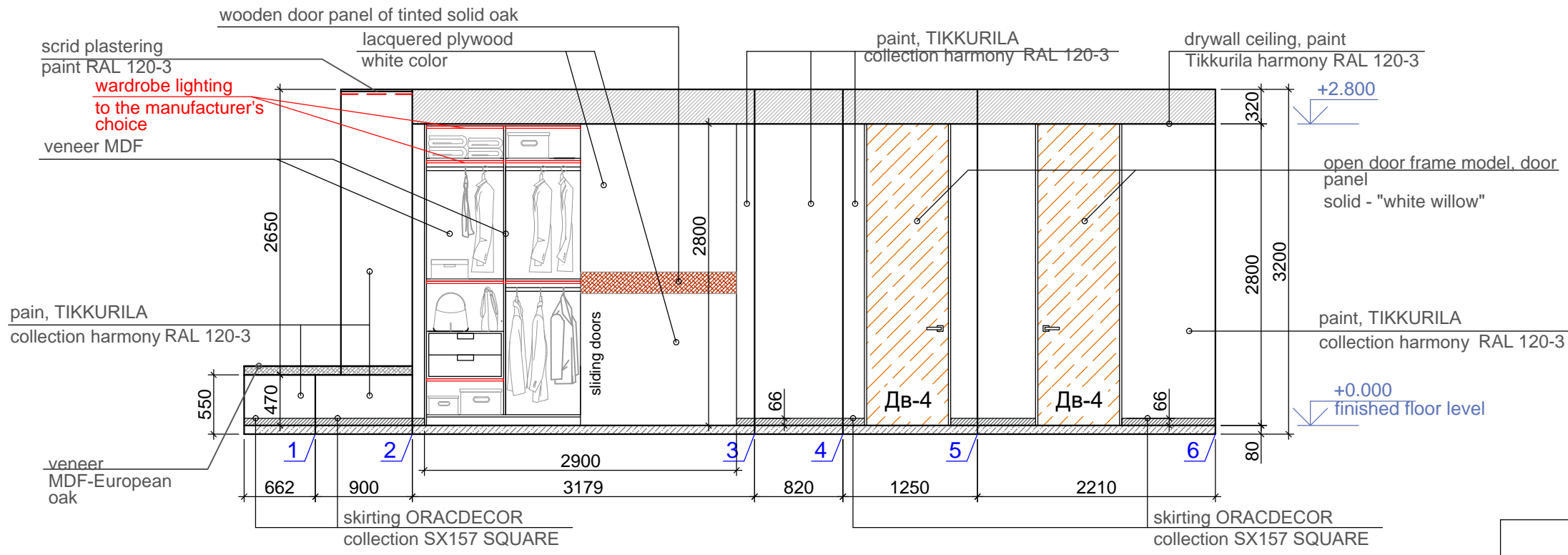
Legends:

-  Electric underfloor heating (thermomat)
-  Zones of underfloor heating

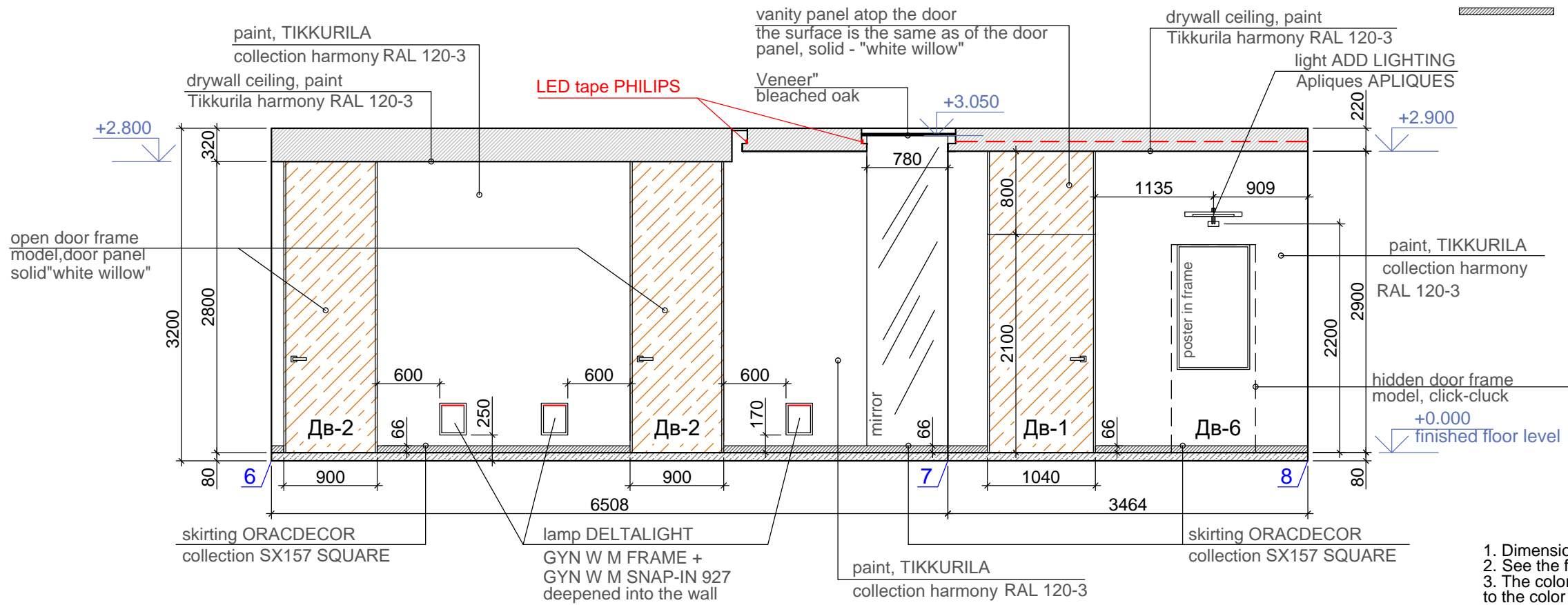
1. Dimensions with \* check in place.
2. Reference scheme. Electric floor heating specialist advice.
3. Install the electric underfloor heating (thermomat) under the floor covering. Electricity supply for the electric underfloor heating system according to the scheme is indicated in the places where the temperature regulator is installed. Install temperature regulator 600 mm from the finished floor level.

Design Project of the Apartment in Barcelona Marina Street 24, 08013	Stage	Sheet	Sheets
	Project	31	48
Sheet name	Designing company		
Electric underfloor heating layout	STANZZA DESIGN EUROPE SL		

### Wall elevation 1-6. Hallway.



### Wall elevation 6-8. Hallway.



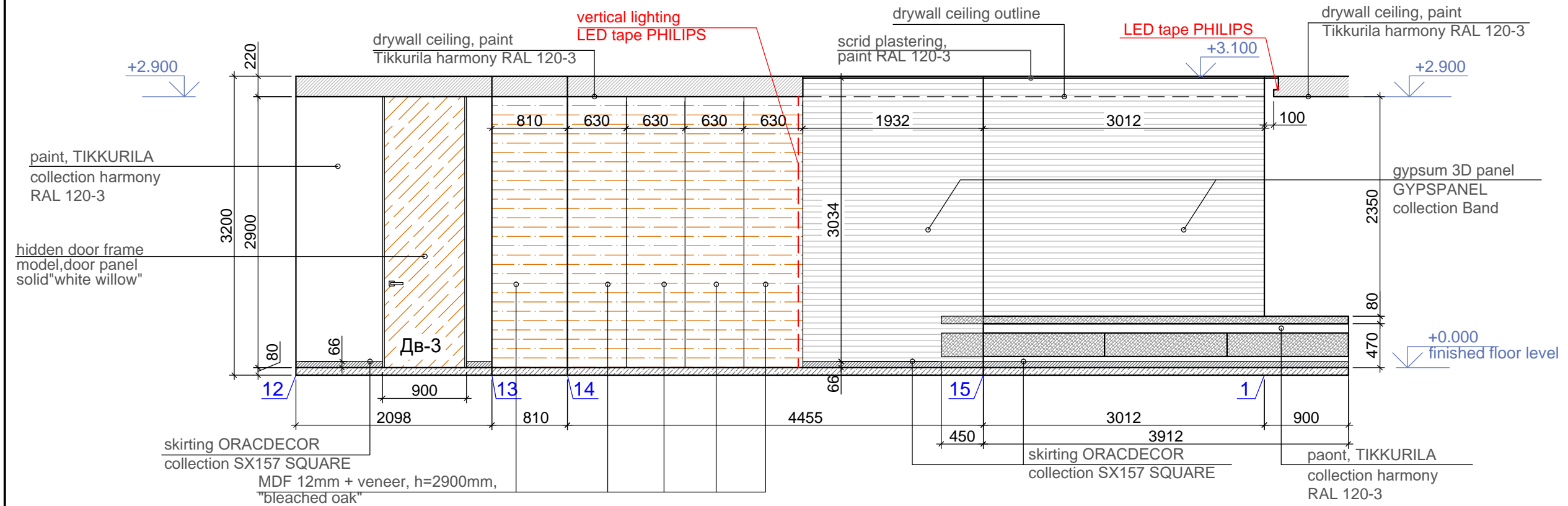
- Legends:**
- paint, TIKKURILA , collection Harmony RAL 120-3  
 web : [https://new.tikkurila.com/become\\_a\\_partner/products/harmony](https://new.tikkurila.com/become_a_partner/products/harmony)
  - skirting ORACDECOR, collection SX157 SQUARE  
 web : [https://www.oracdecor.com/en\\_us/baseboards/sx157\\_skirting](https://www.oracdecor.com/en_us/baseboards/sx157_skirting)

1. Dimensions with \* check in place.
2. See the finish schedult on sheets AS-47,48
3. The color of walls behind the sliding-door wardrobe is similar to the color of the hallway walls.
4. The lighting of the sliding-door wardrobe is selected and mounted by the furniture manufacturer.

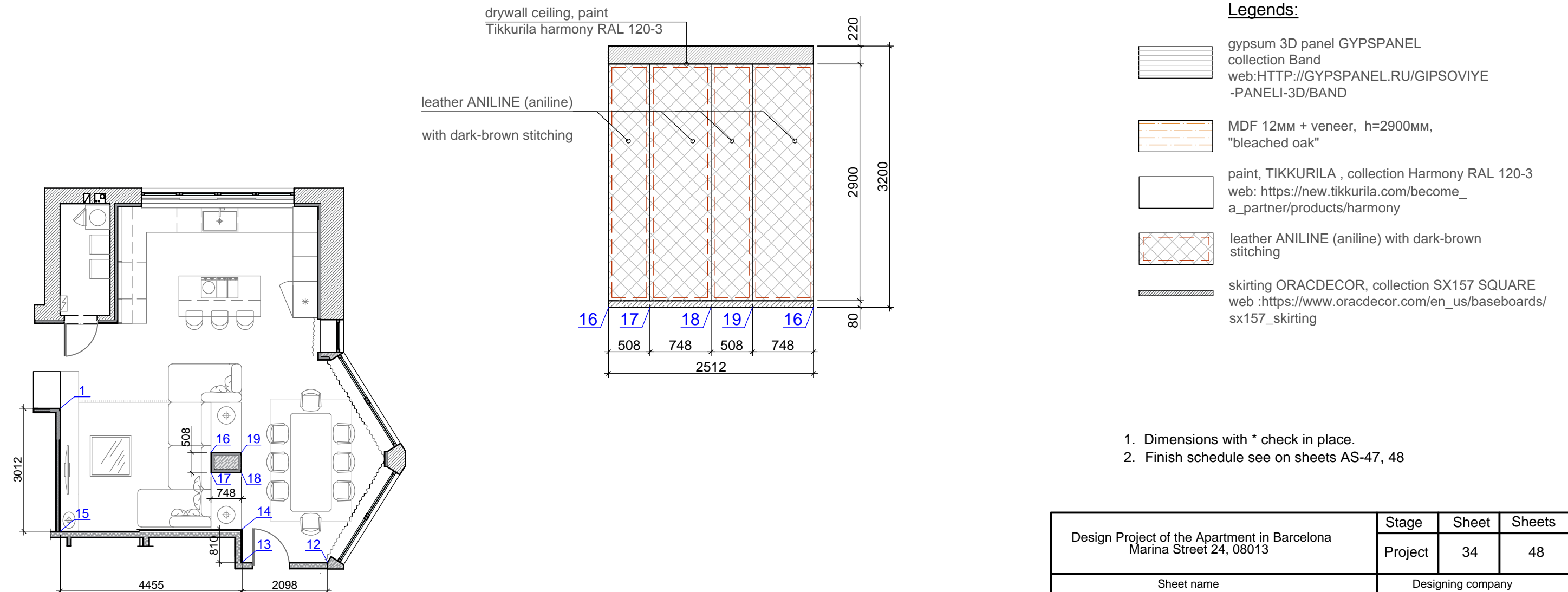
Design Project of the Apartment in Barcelona Marina Street 24, 08013	Stage	Sheet	Sheets
	Project	32	48
Sheet name	Designing company		
Hallway. Wall elevation	STANZZA DESIGN EUROPE SL		



### Wall elevation 12-1. Living room

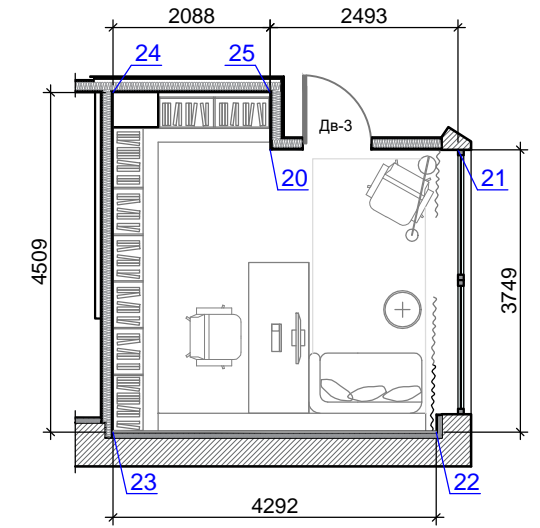
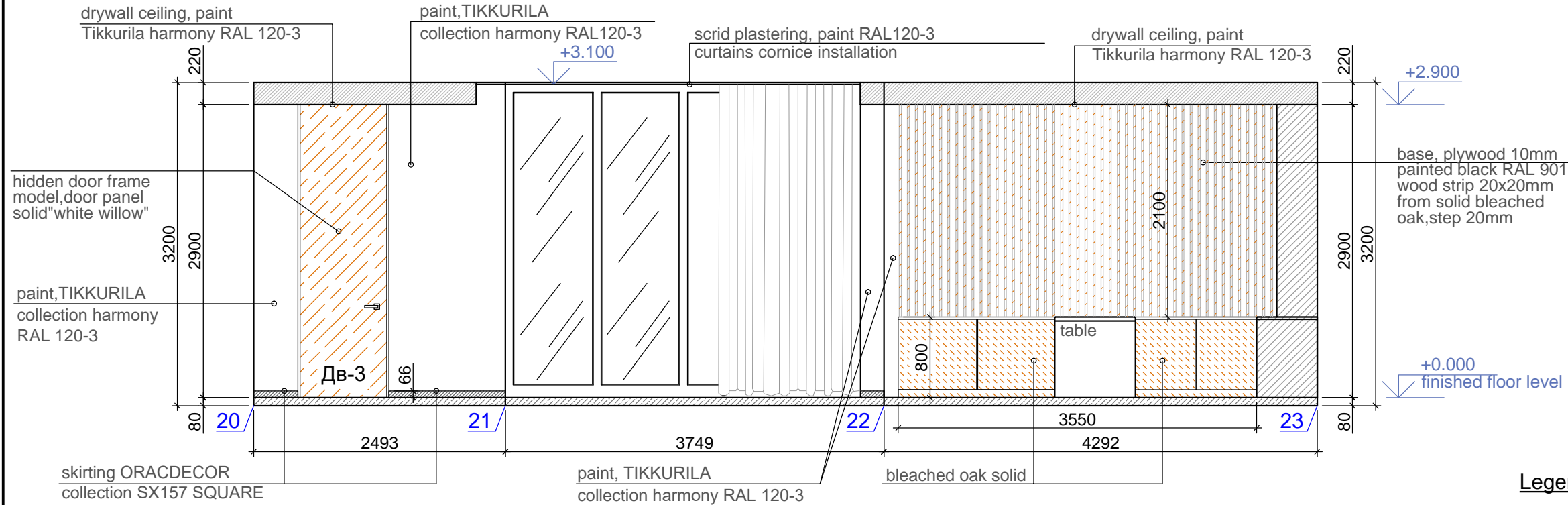


### Wall elevation 16-19. Living room

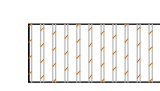
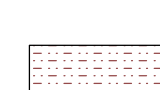




Design Project of the Apartment in Barcelona Marina Street 24, 08013	Stage	Sheet	Sheets
	Project	34	48
Sheet name	Designing company		
Living room. Wall elevation	STANZZA DESIGN EUROPE SL		

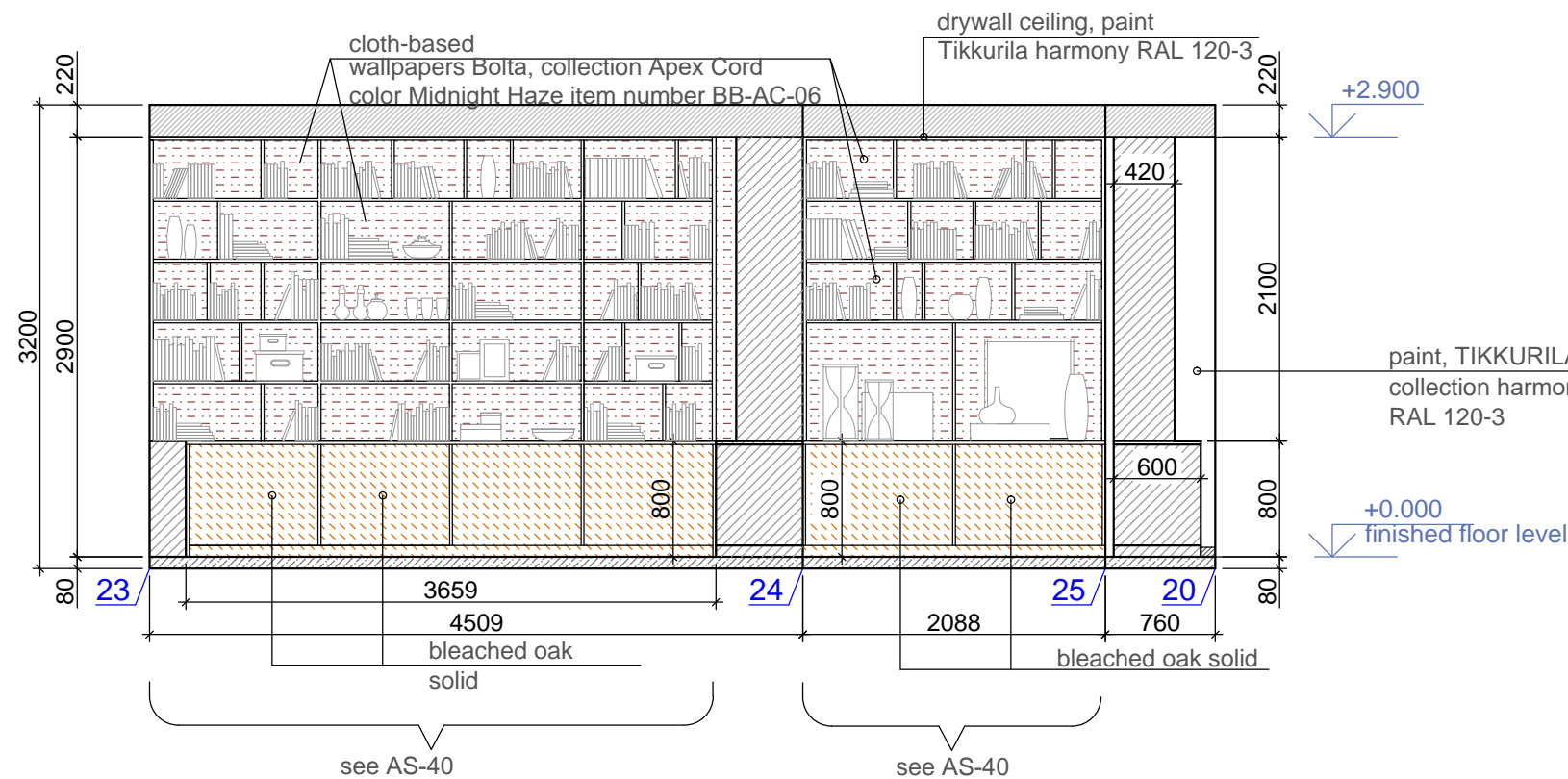
### Wall elevation 20-23. Office



### Legend:

-  base, plywood 10mm painted black RAL 9017, wood strip 20x20mm from solid bleached oak, step 20mm
-  cloth-base wallpapers Bolta, collection Apex Cord color Midnight Haze, item number BB-AC-06  
web: [https://boltawallcovering.com/photo\\_gallery/overlay.inc.php?Image=apex\\_cord.jpg](https://boltawallcovering.com/photo_gallery/overlay.inc.php?Image=apex_cord.jpg)
-  paint, TIKKURILA, collection Harmony RAL 120-3  
web: [https://new.tikkurila.com/become\\_a\\_partner/products/harmony](https://new.tikkurila.com/become_a_partner/products/harmony)
-  skirting ORACDECOR, collection SX157 SQUARE  
web: [https://www.oracdecor.com/en\\_us/baseboards/sx157\\_skirting](https://www.oracdecor.com/en_us/baseboards/sx157_skirting)

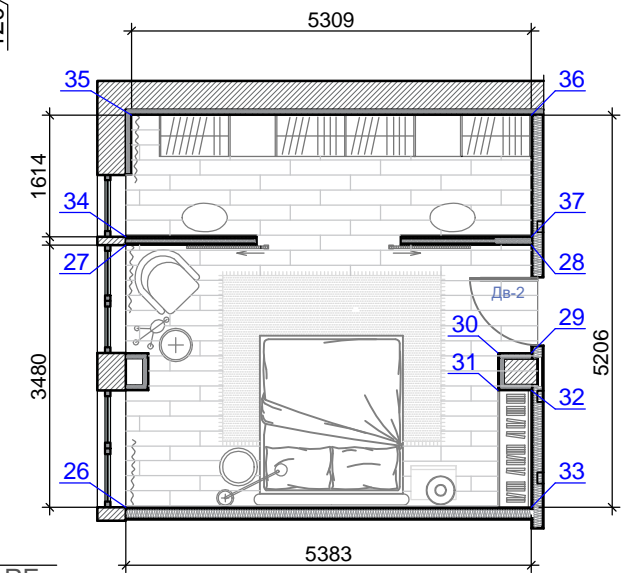
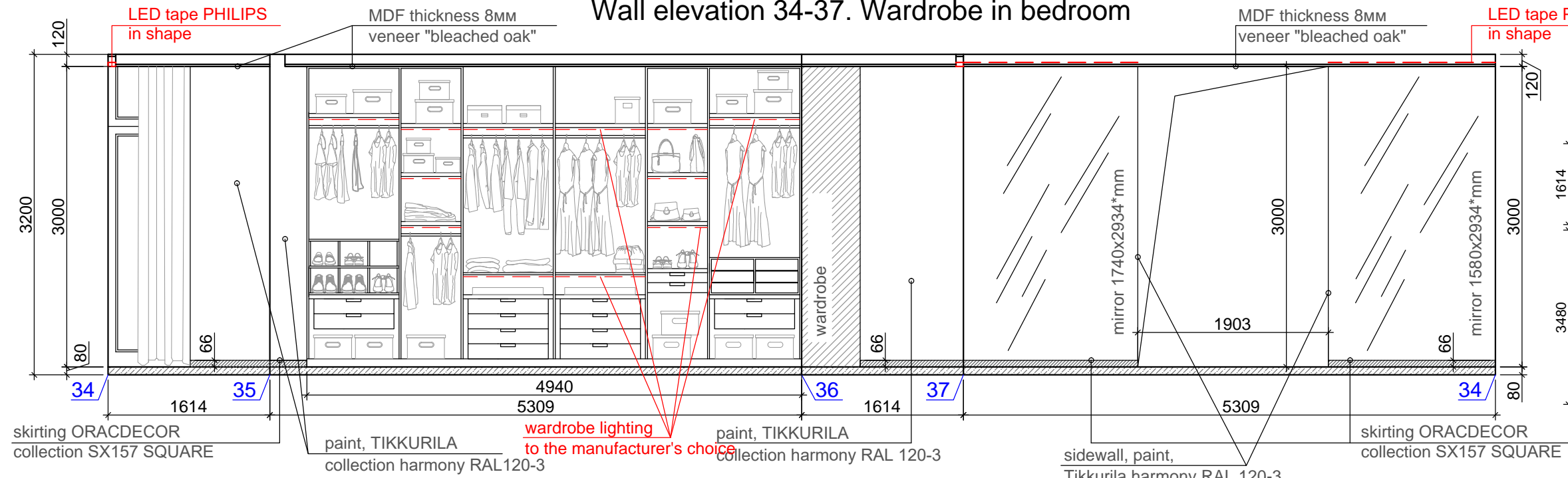
### Wall elevation 23-20. Office



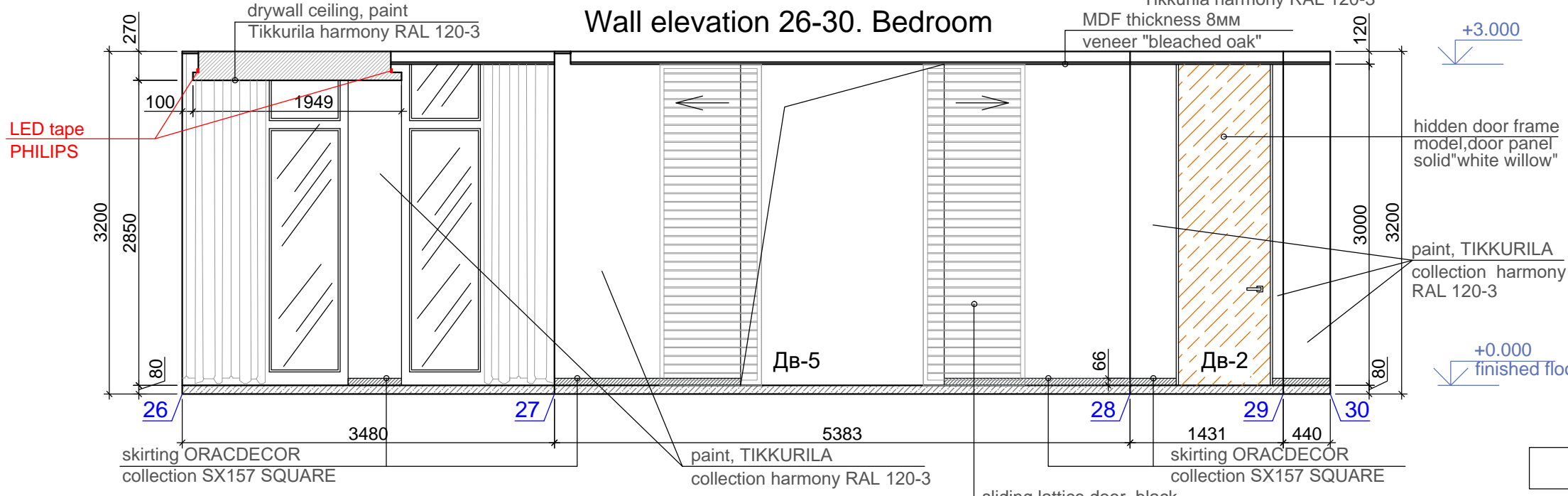
1. Dimensions with \* check in place.
2. Finish schedule see on sheets AS-47, 48

Design Project of the Apartment in Barcelona Marina Street 24, 08013	Stage	Sheets	Sheets
	Project	35	48
Sheet name	Designing company		
Office. Wall elevation	STANZZA DESIGN EUROPE SL		

### Wall elevation 34-37. Wardrobe in bedroom



### Wall elevation 26-30. Bedroom

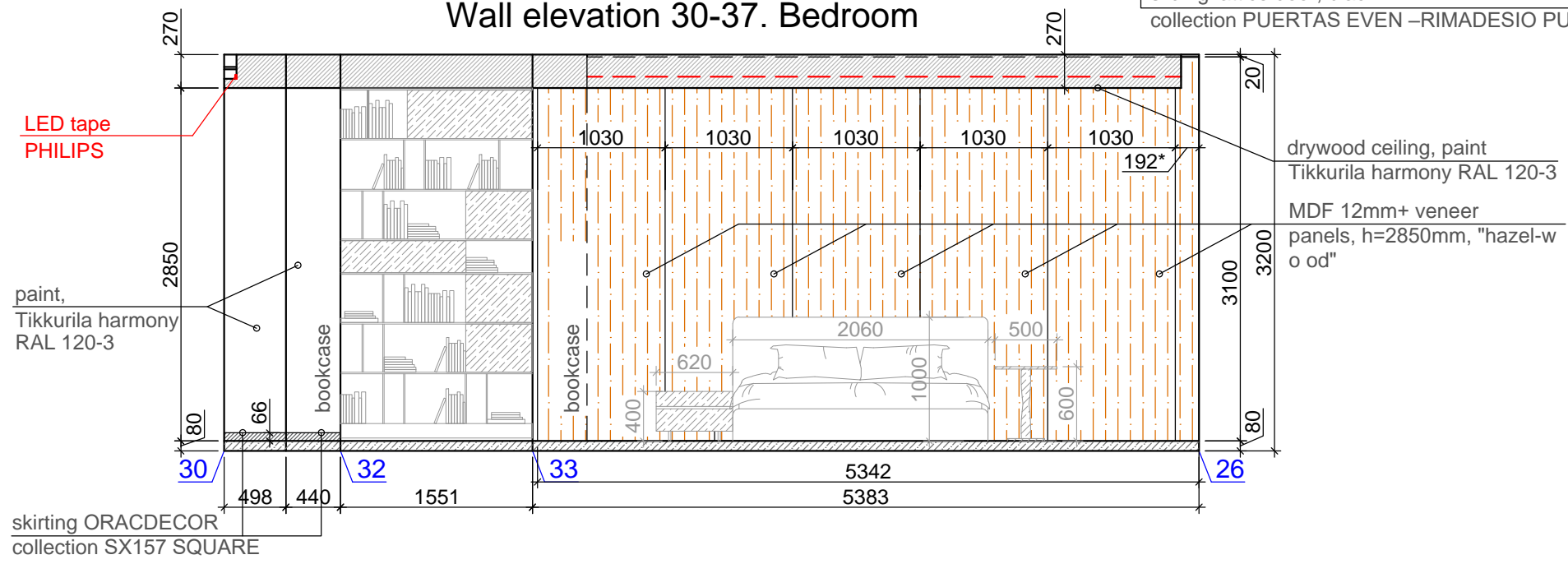


#### Legend:

- collection Harmony RAL 120-3  
web: [https://new.tikkurila.com/become\\_a\\_partner/products/harmony](https://new.tikkurila.com/become_a_partner/products/harmony)
- MDF 12mm+ veneer panels, h=2850mm, "hazel-wood"
- skirting ORACDECOR, collection SX157 SQUARE  
web: [https://www.oracdecor.com/en\\_us/baseboards/sx157\\_skirting](https://www.oracdecor.com/en_us/baseboards/sx157_skirting)

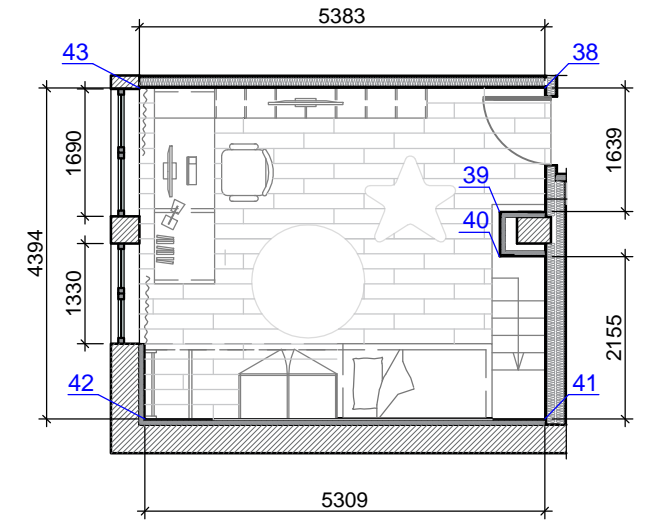
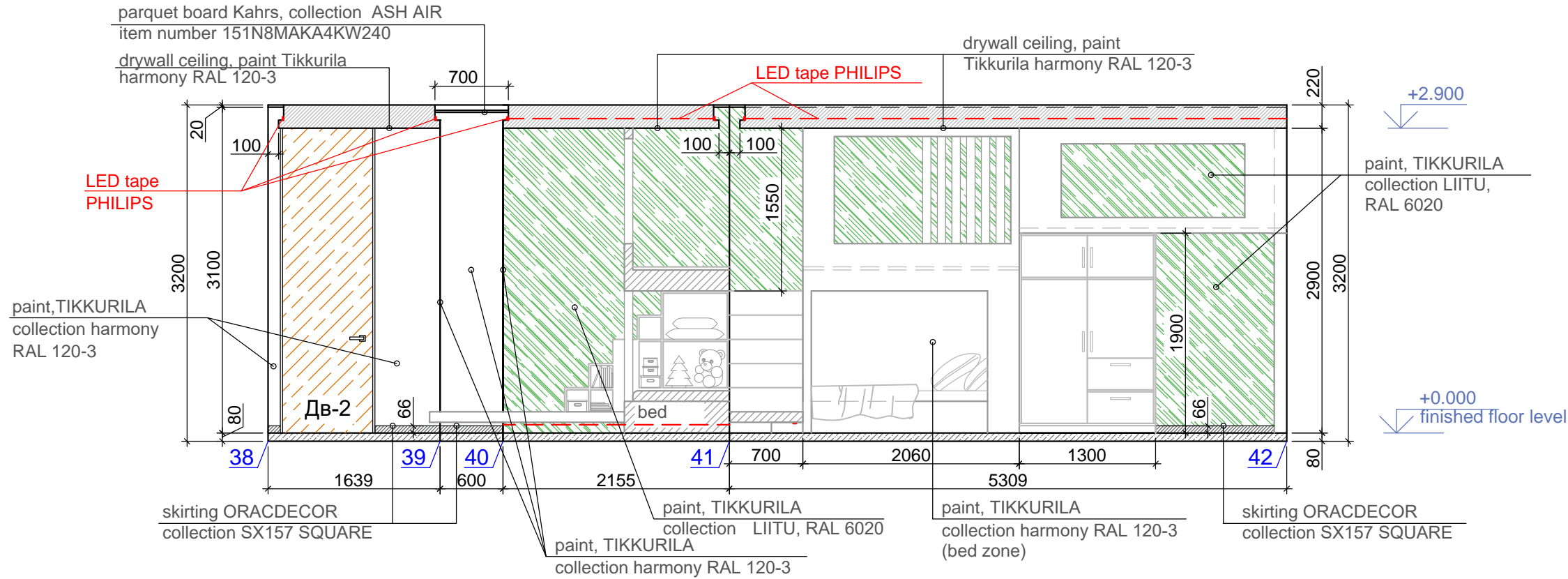
1. Dimensions with \* check in place.
2. See the finish shedule on sheet AS-47.48
3. Color of the walls behind the wardrobe and bookcase is similar to the color of the bedroom walls.
4. The wardrobe lighting is selected and mounted by the furniture manufacturer.

### Wall elevation 30-37. Bedroom

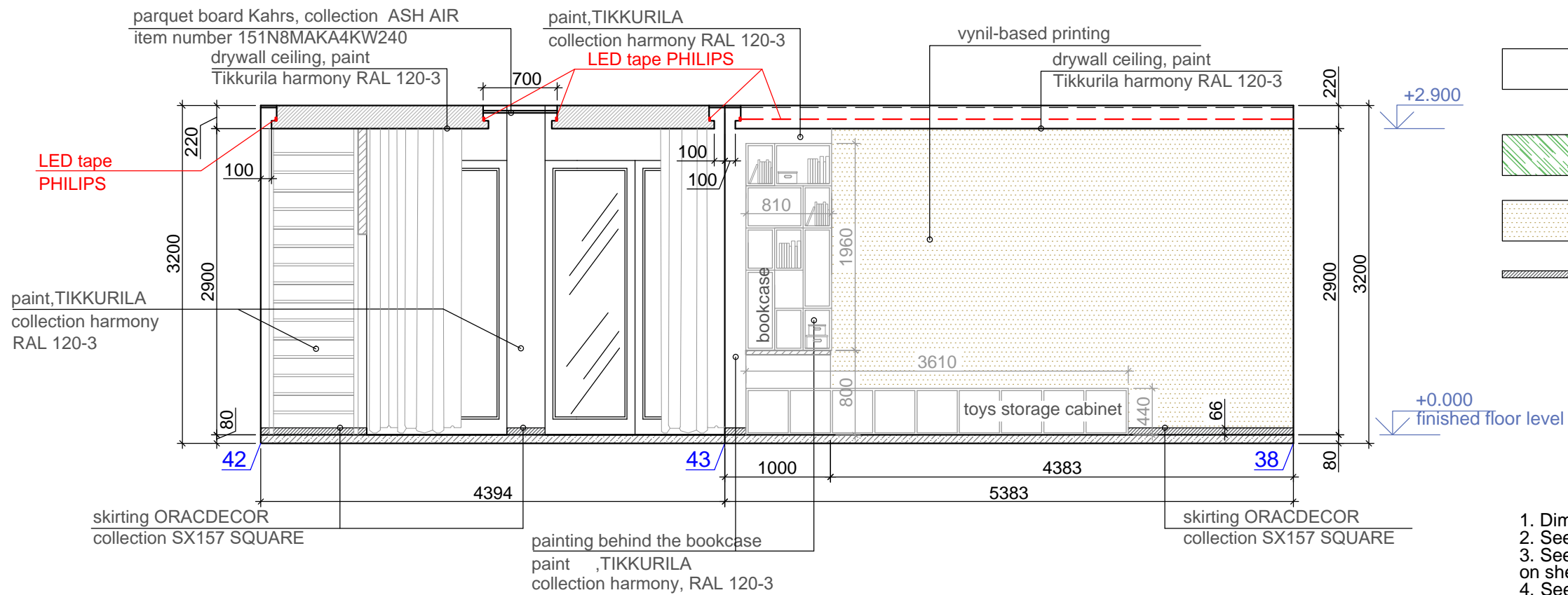


Design Project of the Apartment in Barcelona Marina Street 24, 08013	Stage	Sheet	Sheets
	Project	36	48
Sheet name		Designing company	
Bedroom. Wall elevation		STANZZA DESIGN EUROPE SL	

### Wall elevation 38-42. Children's room



### Wall elevation 42-38. Children's room



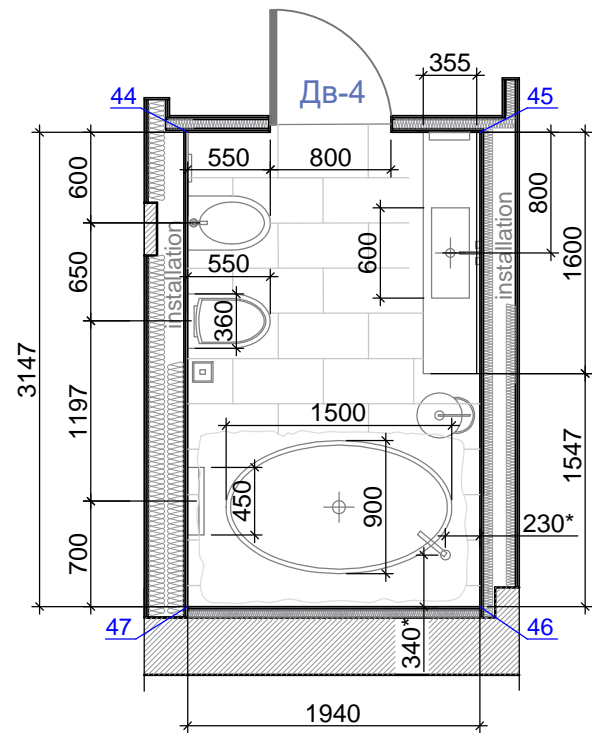
#### Legend:

-  paint, TIKKURILA , collection Harmony RAL 120-3  
web: [https://new.tikkurila.com/become\\_a\\_partner/products/harmony](https://new.tikkurila.com/become_a_partner/products/harmony)
-  paint, TIKKURILA , collection LIITU, RAL 6020  
сайт: [https://new.tikkurila.com/become\\_a\\_partner/products/harmony](https://new.tikkurila.com/become_a_partner/products/harmony)
-  vynil-based
-  skirting ORACDECOR, collection SX157 SQUARE  
web: [https://www.oracdecor.com/en\\_us/baseboards/sx157\\_skirting](https://www.oracdecor.com/en_us/baseboards/sx157_skirting)

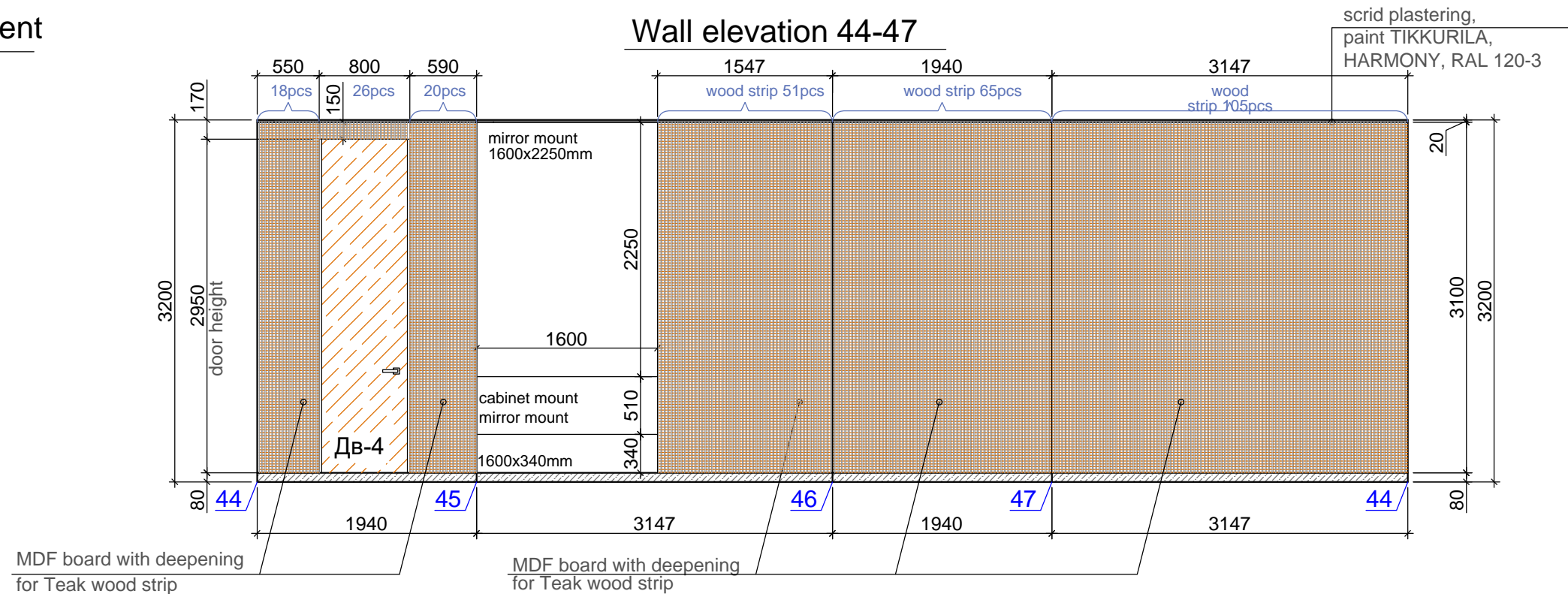
1. Dimensions with \* check in place.
2. See the finish schedule on sheet AS-47,48
3. See the layout of children's bed + roof space + athletic zone on sheet AS-44.
4. See the layout of toys cabinet and bookcase on sheet AS-42

Design Project of the Apartment in Barcelona Marina Street 24, 08013	Stage	Sheet	Sheets
	Project	37	48
Sheet name	Designing company		
Children's room. Wall elevation	STANZZA DESIGN EUROPE SL		

# Layout with arrangement of equipment

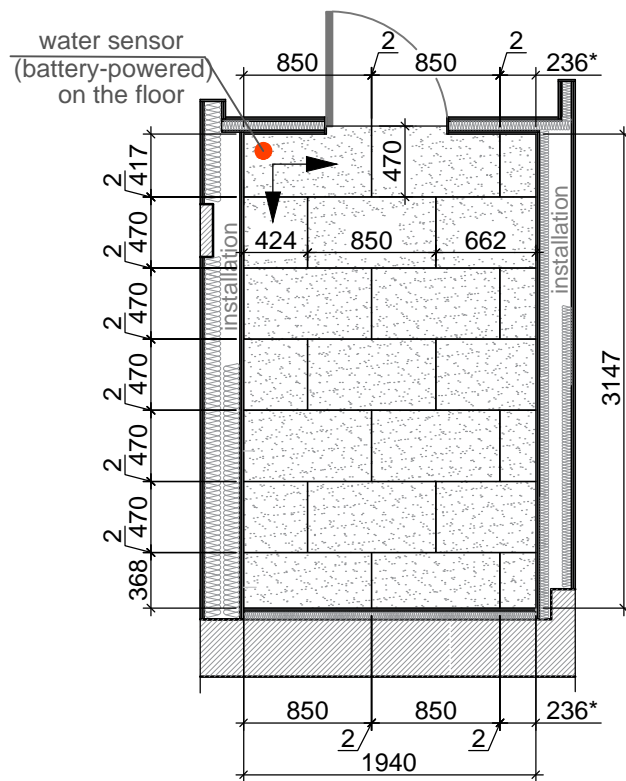


# Wall elevation 44-47



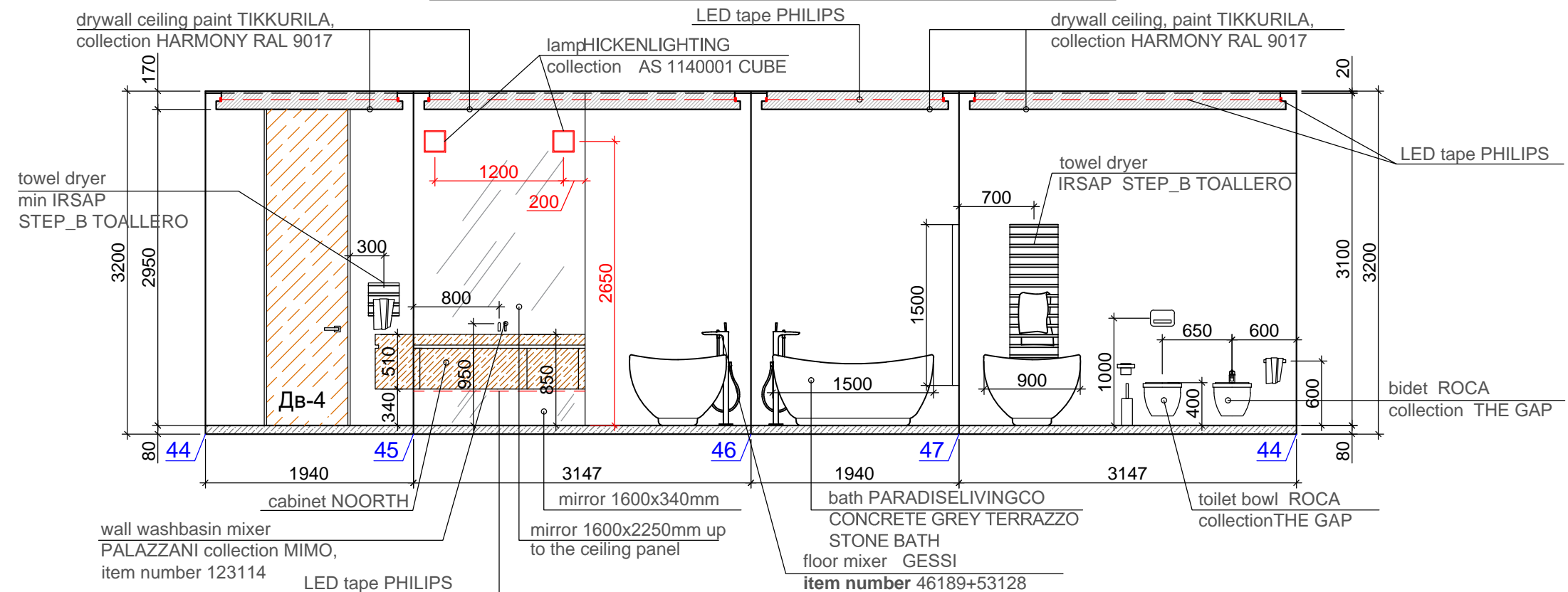
1. Placing a 20 mm teak wood strip in deepenings made in MDF, 10 mm strip pitch.
2. Wood strip of 20 mm Teak wood 3100 mm long - 265 pcs.
3. Wood strip 20 mm Teak wood 150 long - 26 pcs.
4. MDF should be green (water repellent). Paint black with oil paint after being treated with fire-retardant treatment.
5. All material for wall cladding should be treated with fire-retardant treatment and a water-repellent.

# Floor tile arrangement



**Floor tile**  
**company** PORCELANOSA  
 collection BASIN (NATURAL STONE)  
 dimensions 470x850mm  
 joint width between tiles 2mm, smoothing in tune of the tile  
 tile arrangement start spot

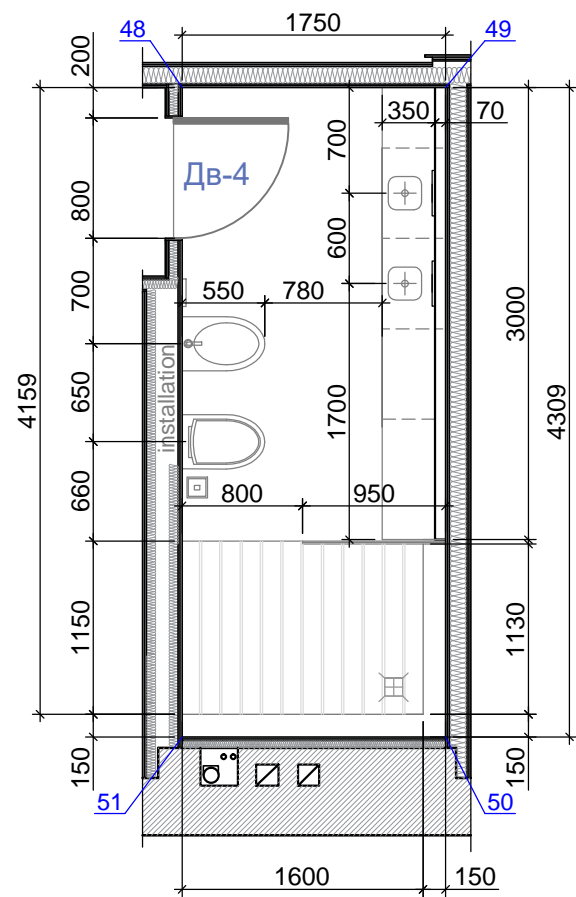
# Wall elevation 44-47 with equipment



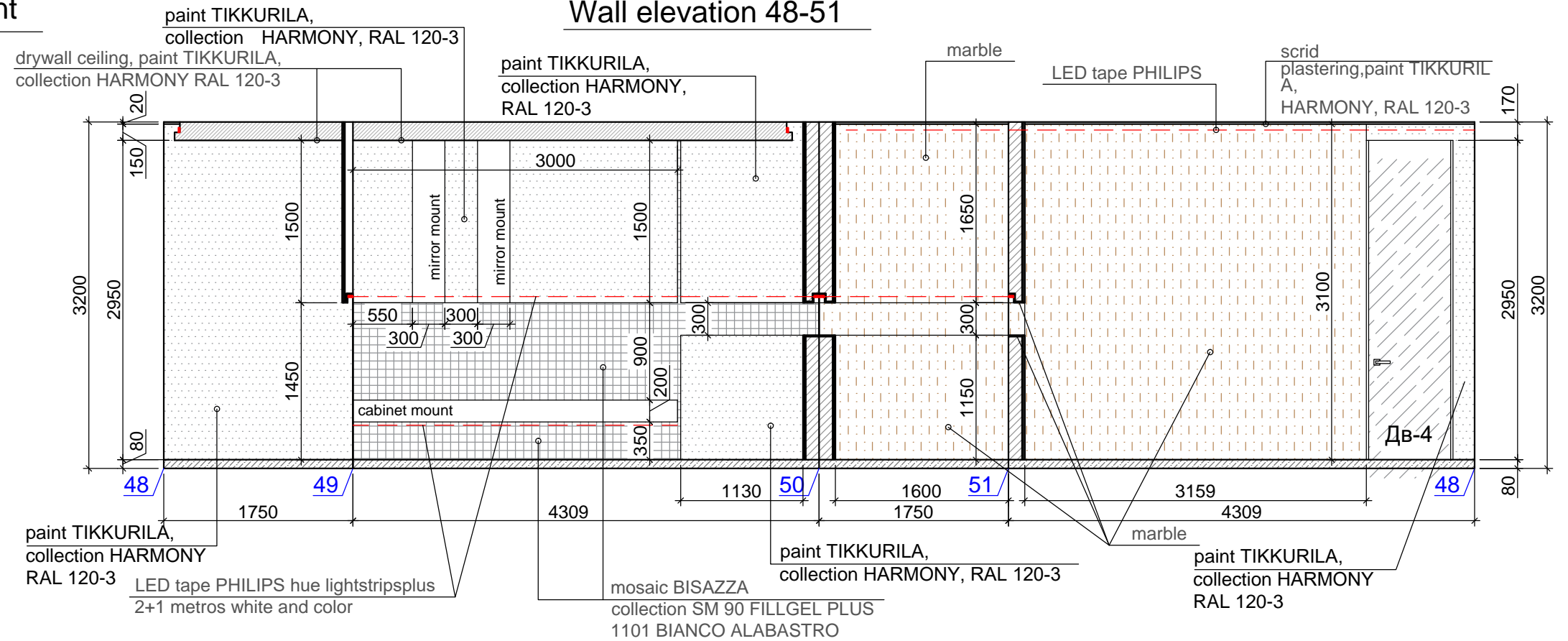
1. Dimensions with \* check in place.
2. See the finish schedule on sheet AS-47,48

Design Project of the Apartment in Barcelona Marina Street 24, 08013	Stake	Sheet	Sheets
	Project	38	48
Sheet name		Designing company	
Bathroom №1. Wall elevation		STANZZA DESIGN EUROPE SL	

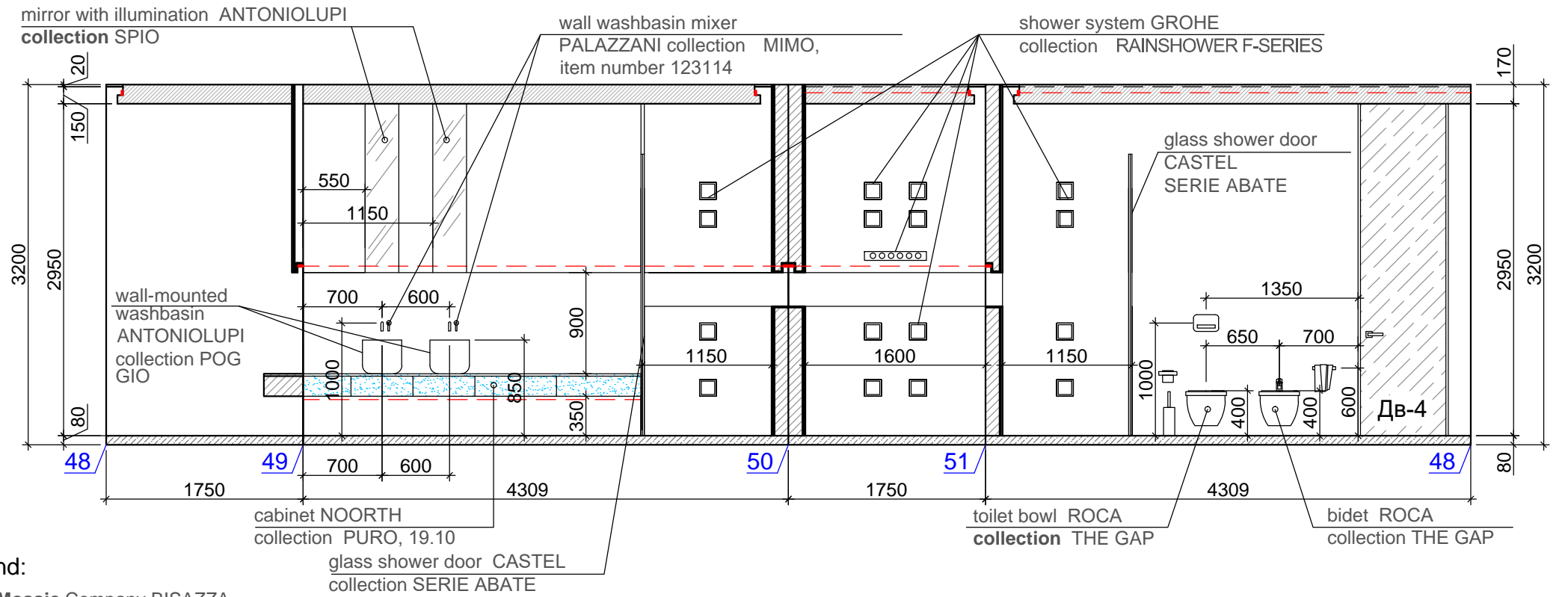
### Layout with equipment arrangement



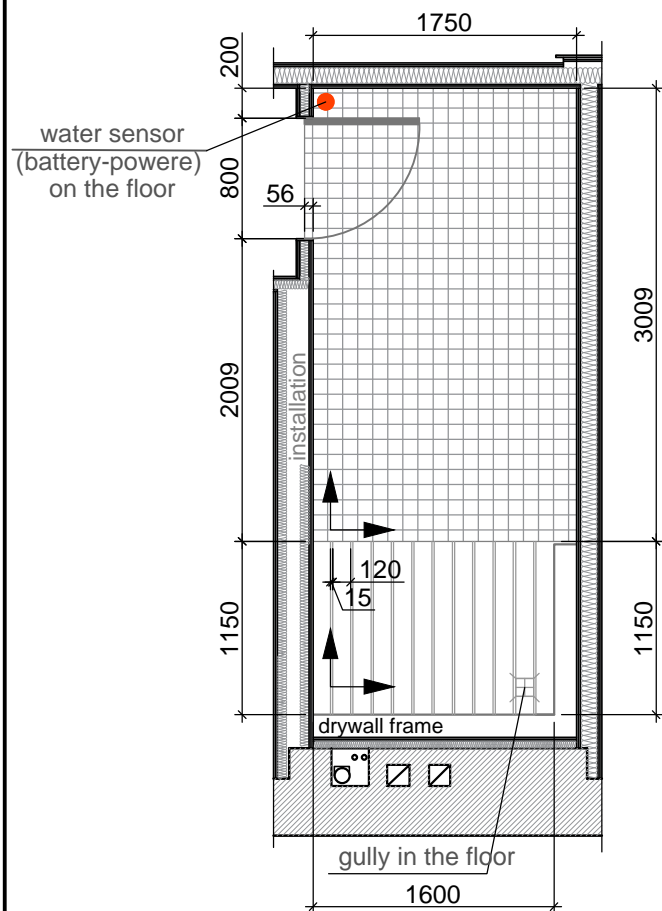
### Wall elevation 48-51



### Wall elevation 48-51 with equipment



### Floor tile arrangement



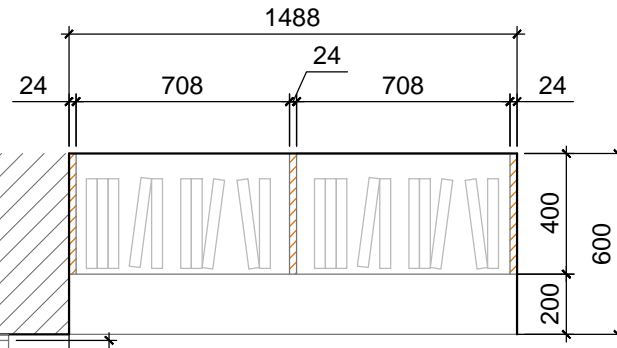
#### Legend:

-  Mosaic Company BISAZZA collection SM 90 FILLGEL PLUS 1101 BIANCO ALABASTRO size 20x20mm
-  Wooden boards solid teak, treated with water repellent dimensions 120x1150mm
-  tile arrangement start spot

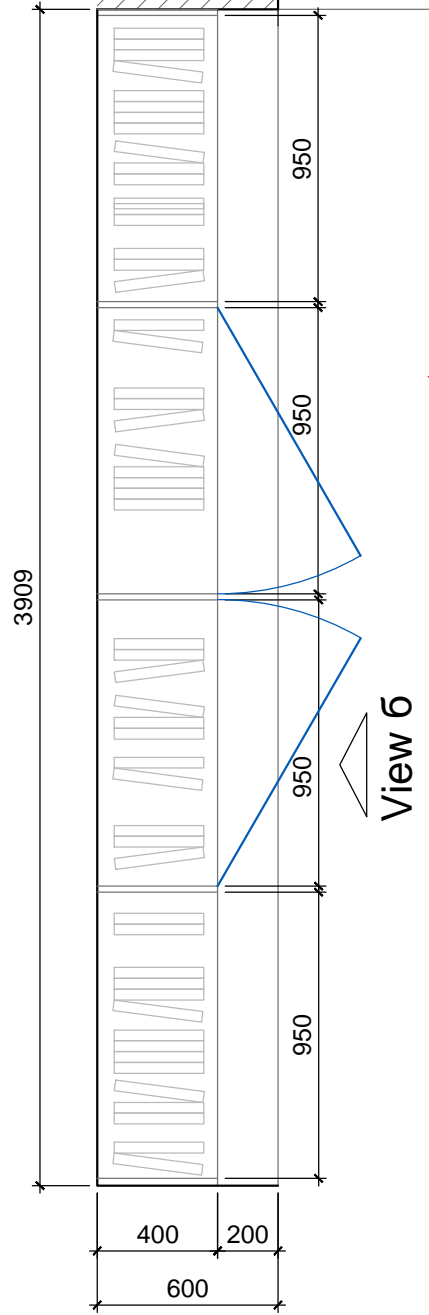
1. Dimensions with \* check in place.
2. See the finish schedule on sheet AS-47,48

Design Project of the Apartment in Barcelona Marina Street 24, 08013	Stage	Sheet	Sheets
	Project	39	48
Sheet name		Designing company	
Bathroom №2. Wall elevation		STANZZA DESIGN EUROPE SL	

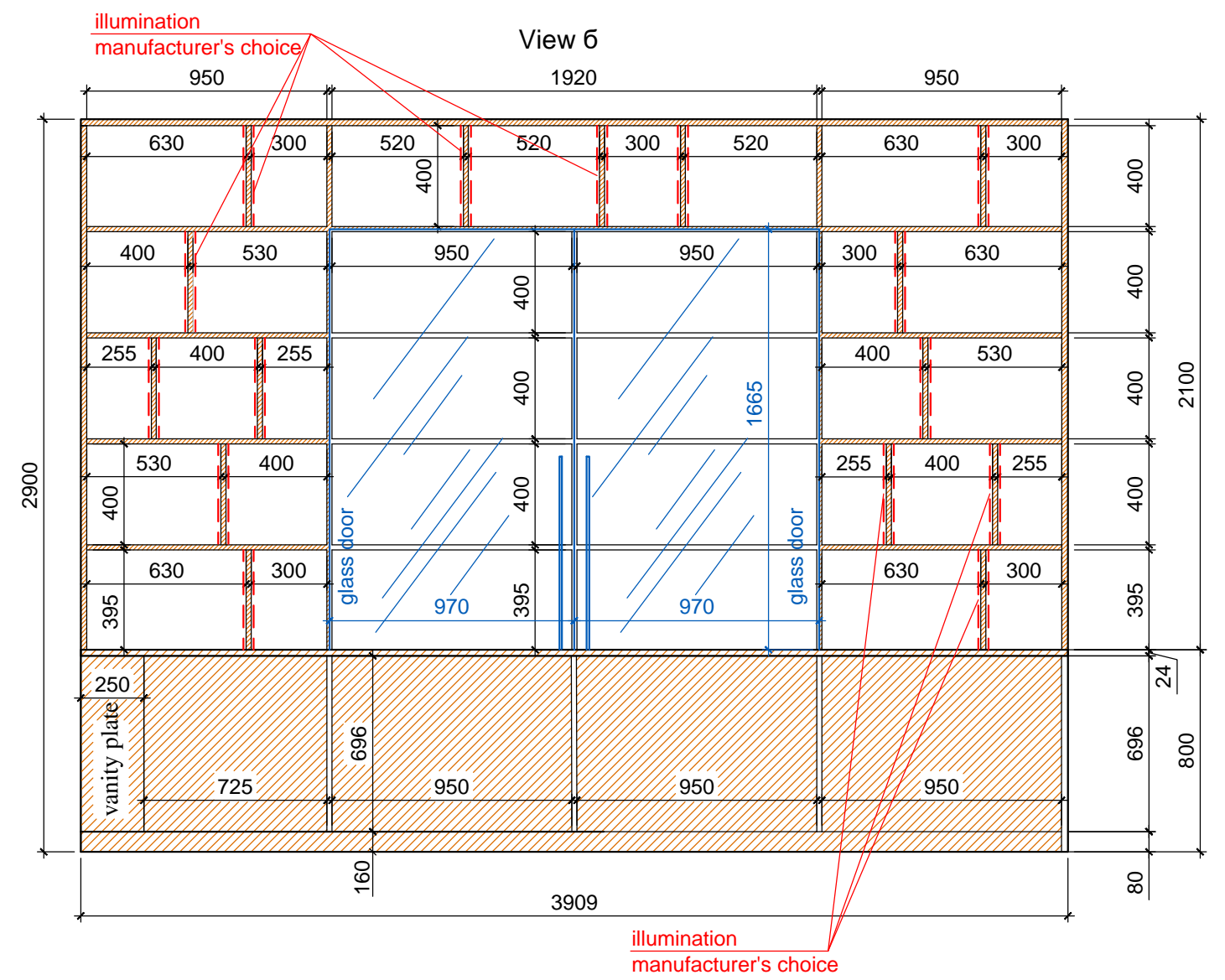
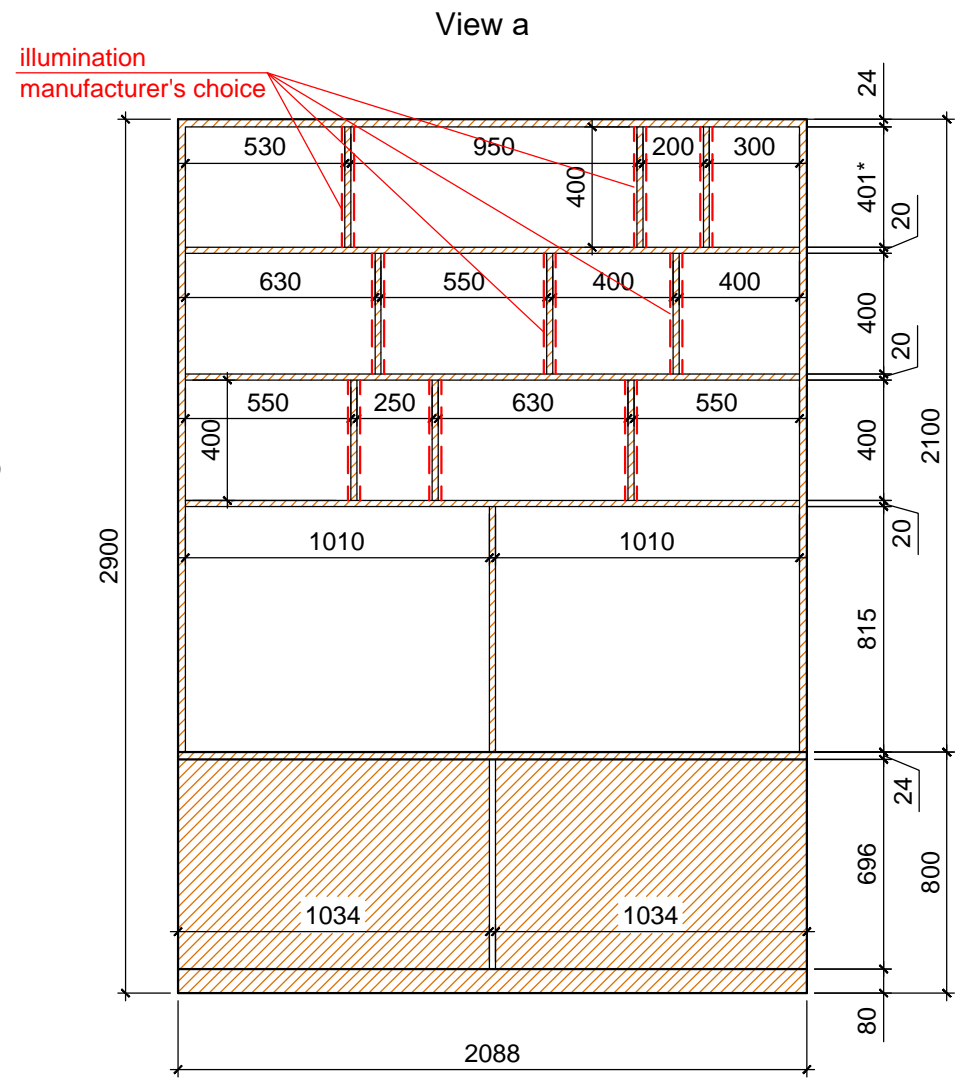
# Bookcase



View a


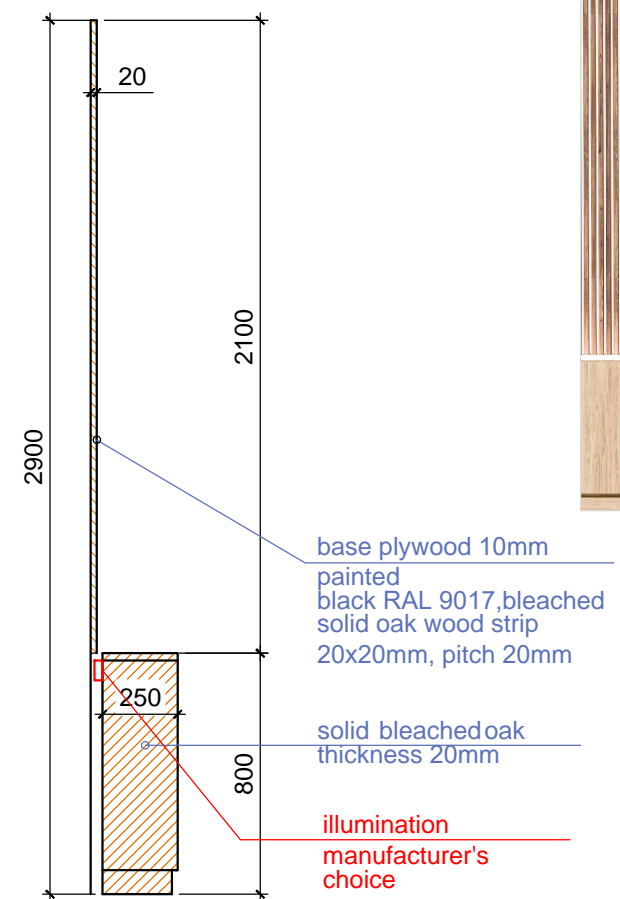
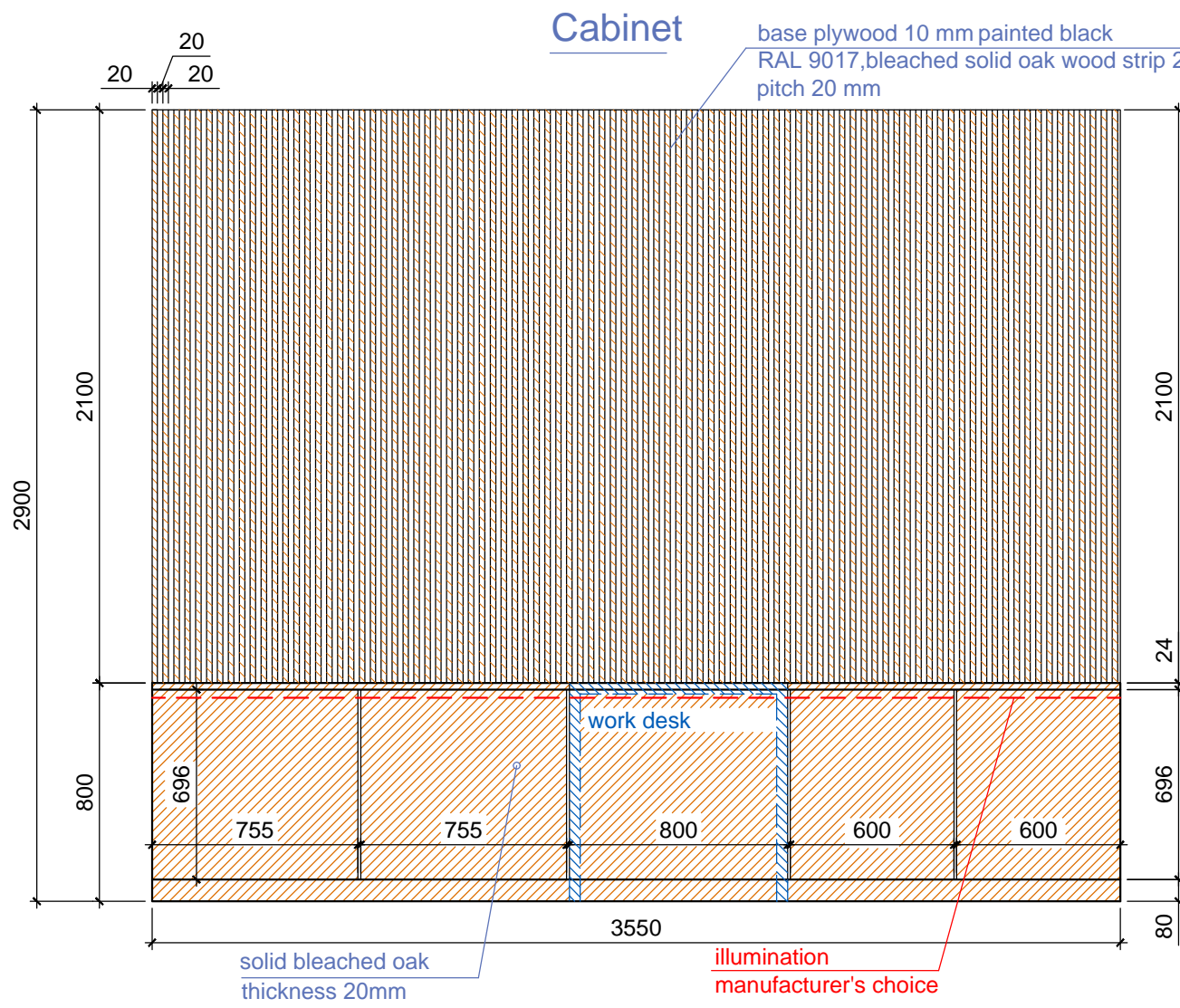


View b


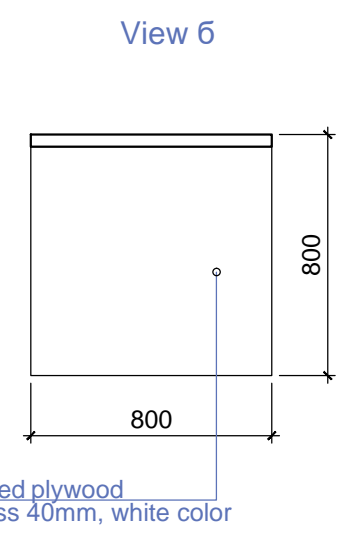
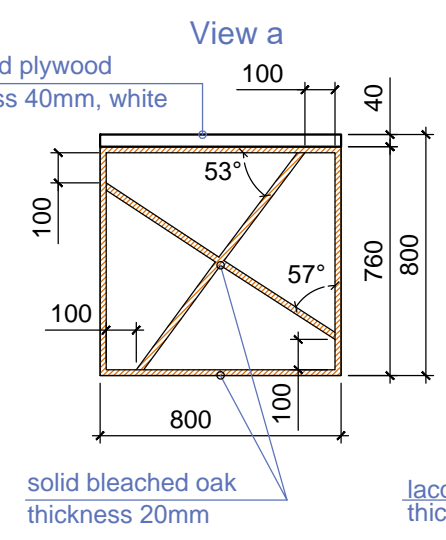
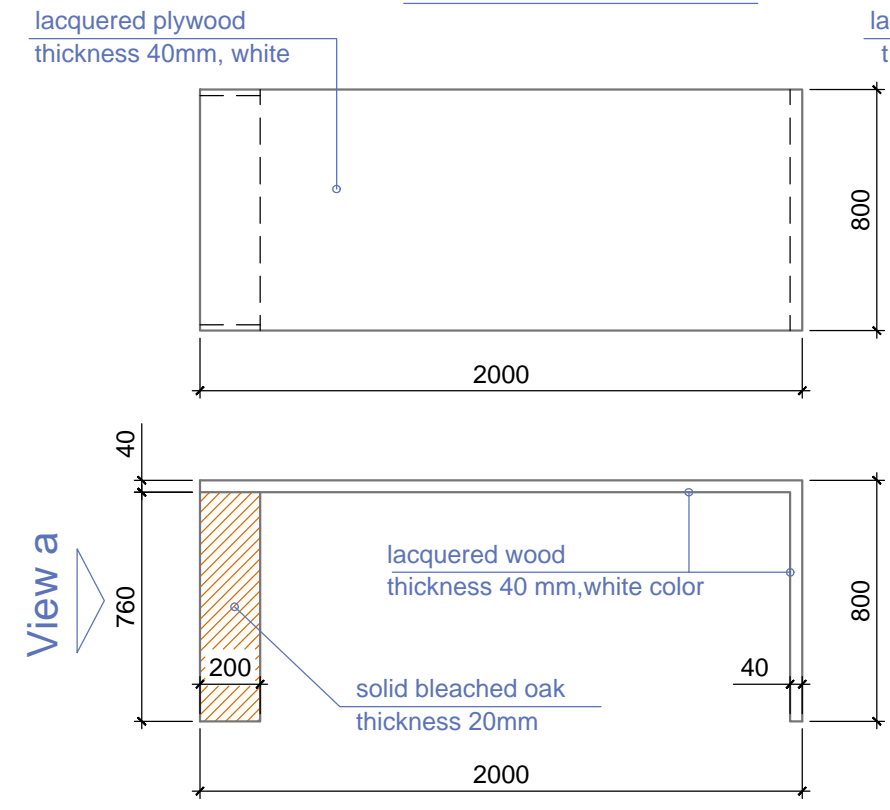


1. Reference chart, furniture manufacturer advice is needed.
2. The illumination is formed and selected by the furniture manufacturer.

Design Project of the Apartment in Barcelona Marina Street 24, 08013	Stage	Sheet	Sheets
	Project	40	48
Sheet name		Designing company	
Office. Bookcase		STANZZA DESIGN EUROPE SL	



**Work desk**

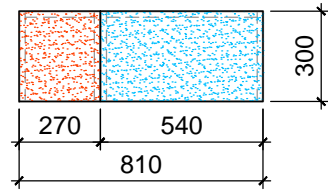


1. Reference chart, furniture manufacturer advice is needed.

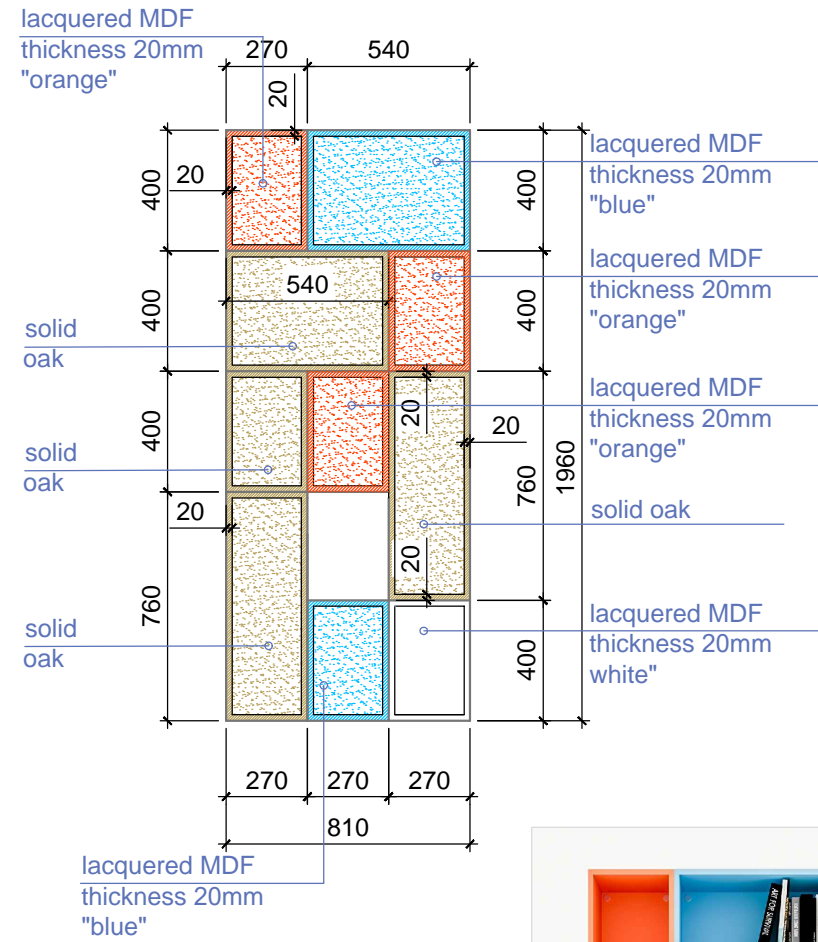
Design Project of the Apartment in Barcelona Marina Street 24, 08013	Stage	Sheet	Sheets
	Project	41	48
Sheet name		Designing company	
Office. File cabinet. Work desk		STANZZA DESIGN EUROPE SL	

## Bookcase

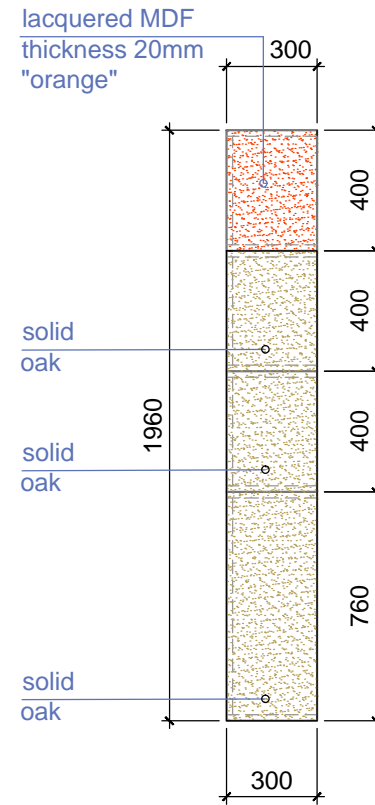
upper view



front view

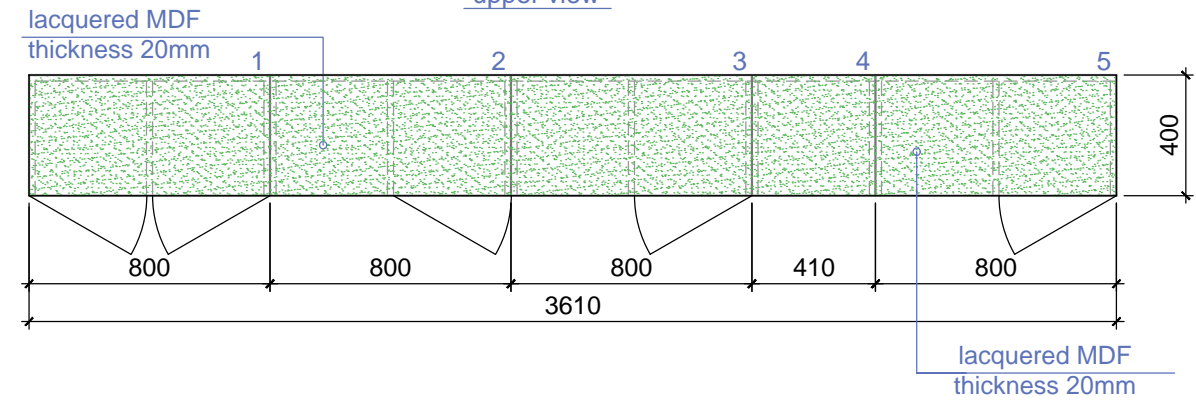


side view

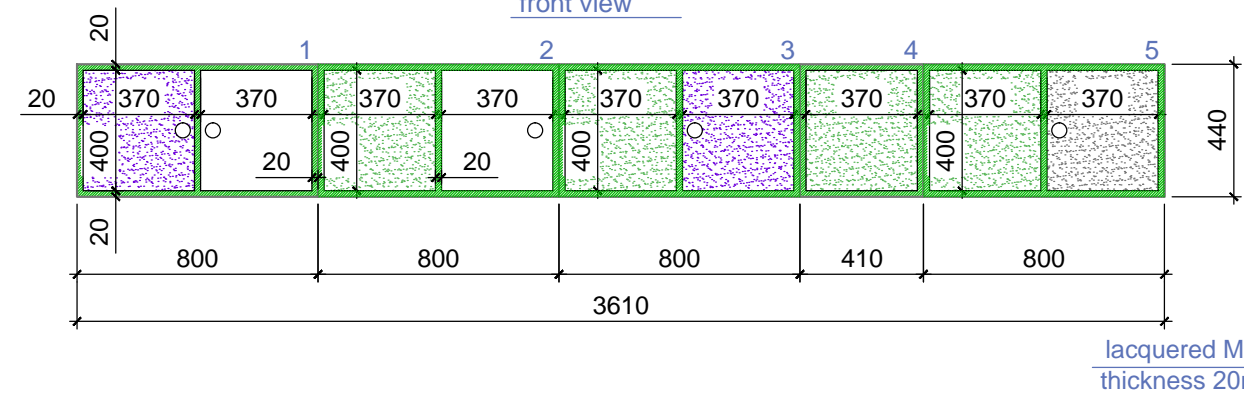


## Toys storage cabinet


upper view



front view



side view

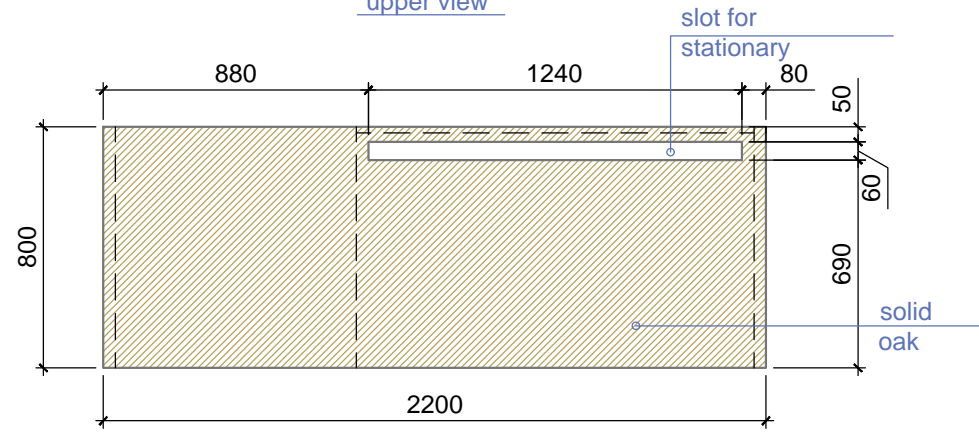


1. Reference chart, furniture manufacturer advice is needed..

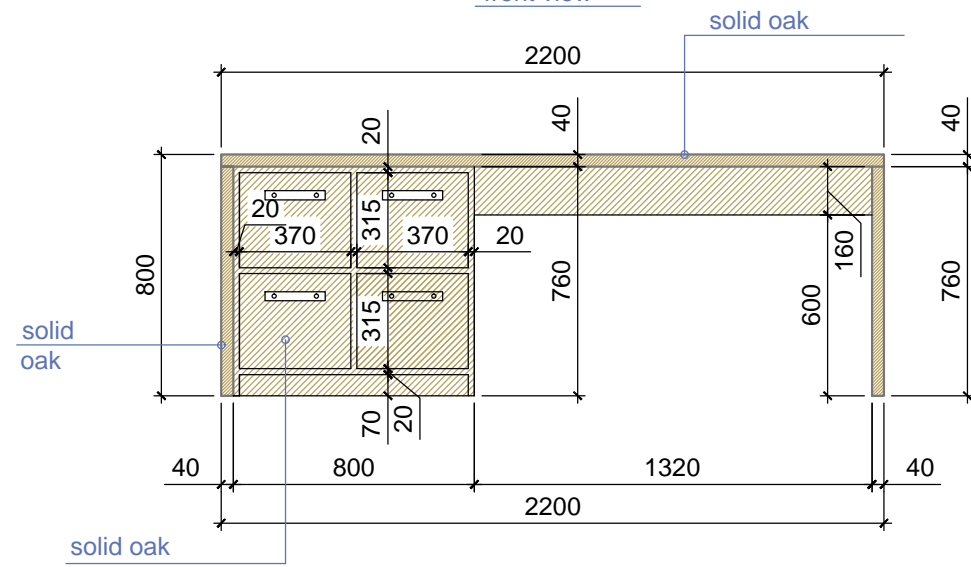
Design Project of the Apartment in Barcelona Marina Street 24, 08013	Stage	Sheet	Sheets
	Project	42	48
Sheet name	Designing company		
Children's room. Toys cabinet. Bookcase	STANZZA DESIGN EUROPE SL		

# Work desk

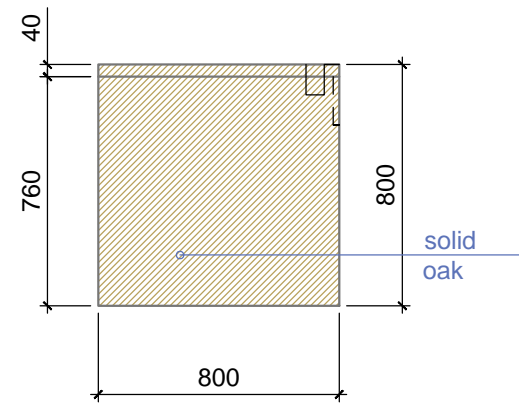
upper view



front view



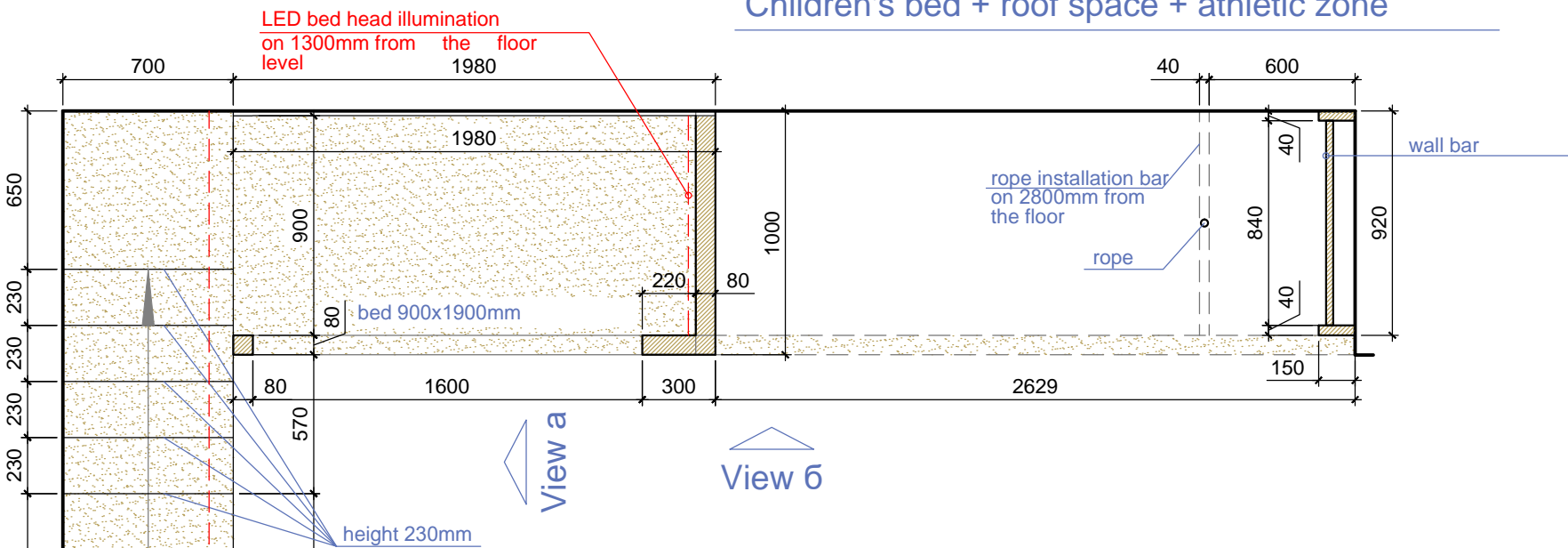
side view



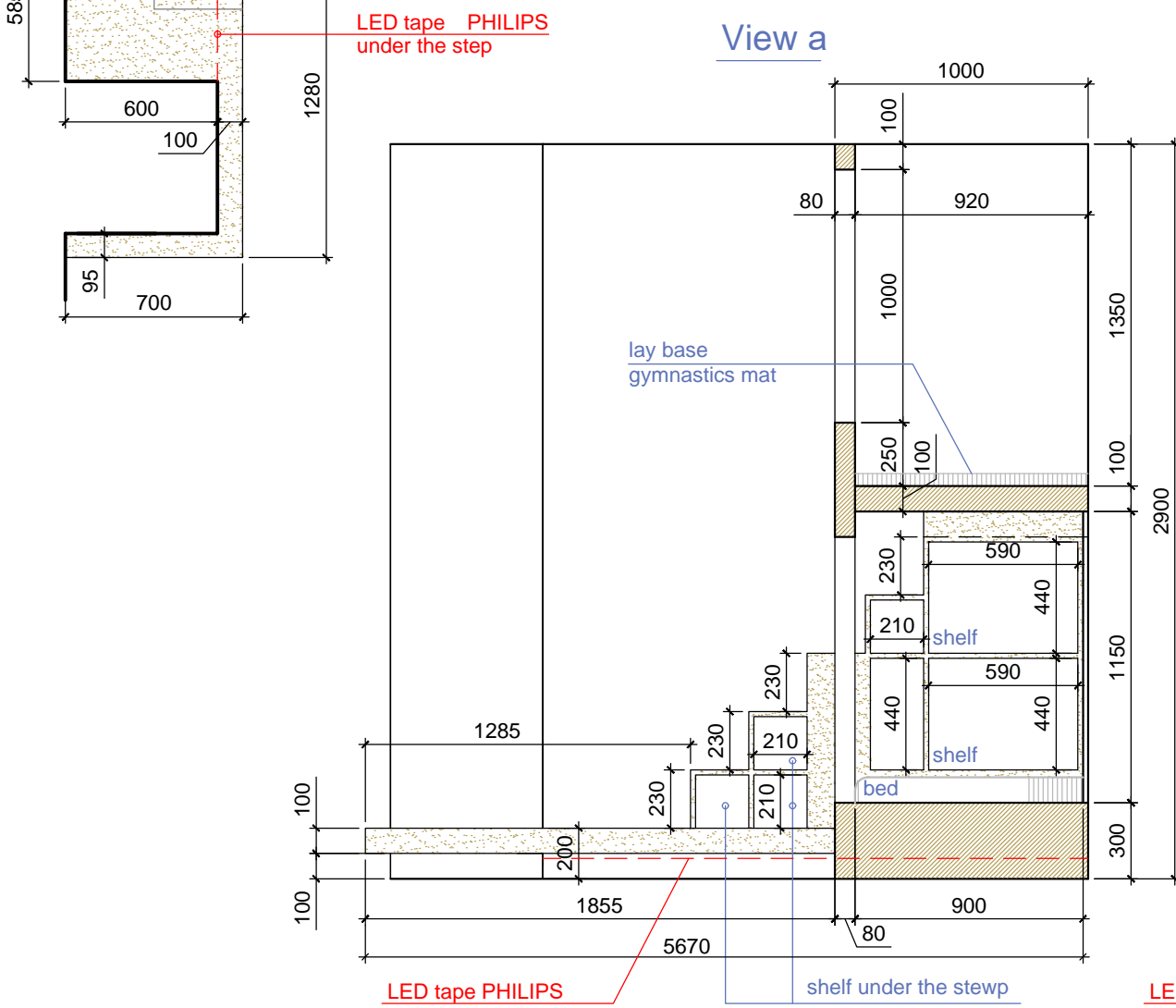
1. Reference chart, furniture manufacturer advice is needed.
2. Table frame and facade to be made of solid oak

Design Project of the Apartment in Barcelona Marina Street 24, 08013	Stage	Sheet	Sheets
	Project	43	48
Sheet name		Designing company	
Children's room. Work desk.		STANZZA DESIGN EUROPE SL	

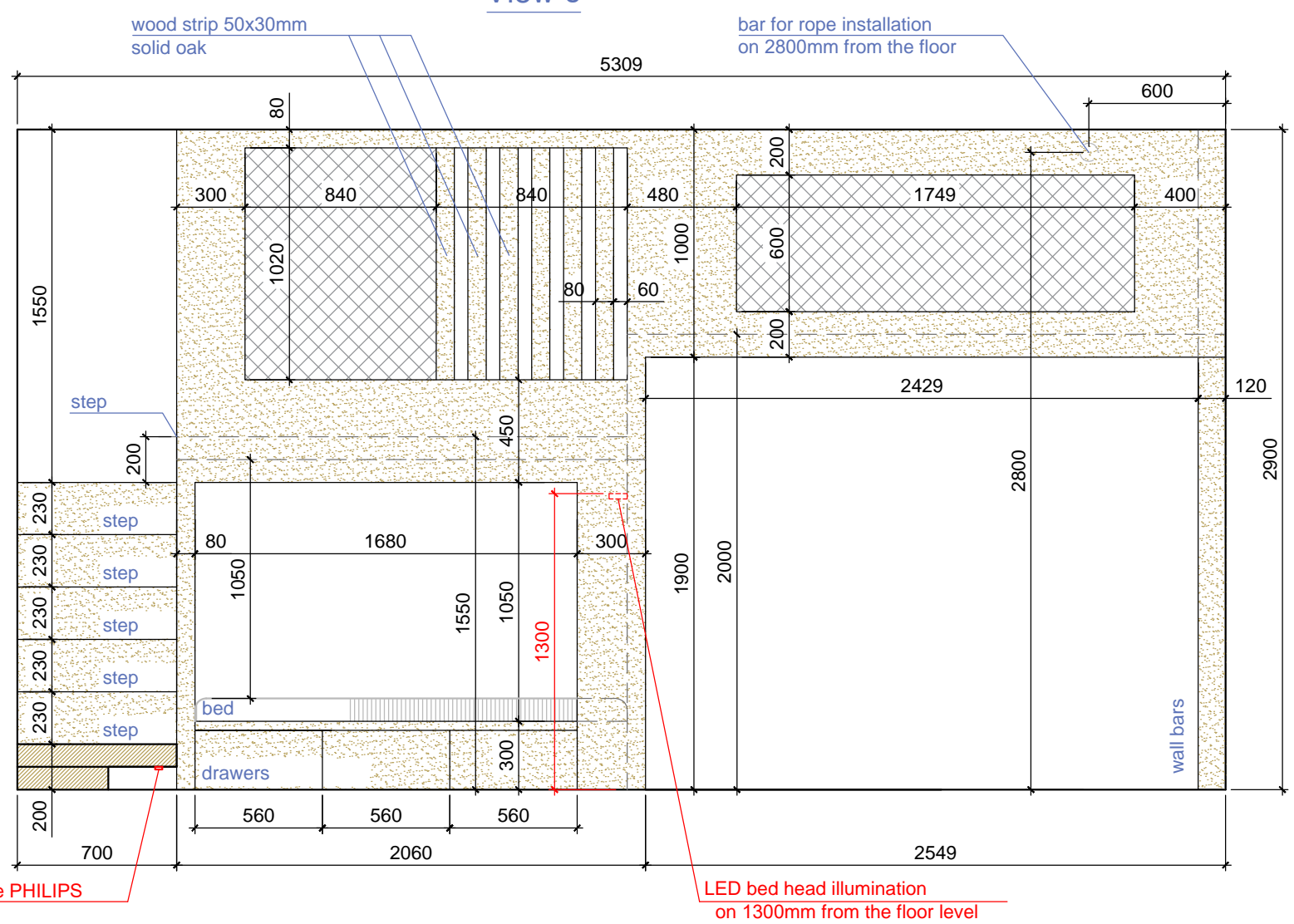
# Children's bed + roof space + athletic zone



View 6



View a

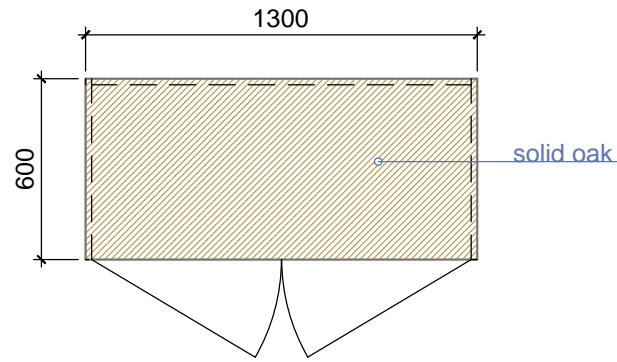


- 1. Reference chart, furniture manufacturer advice is needed.
- 2.Children's bed + roof space to be made of solid oak

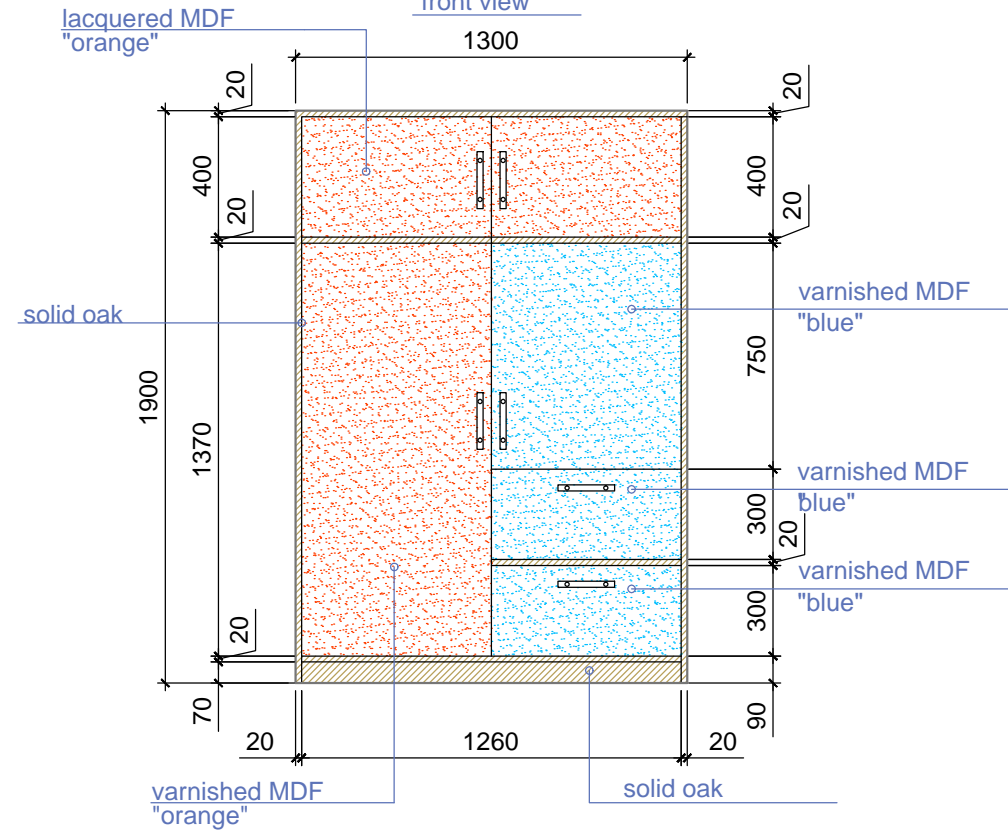
Design Project of the Apartment in Barcelona Marina Street 24, 08013	Stage	Sheet	Sheets
	Project	44	48
Sheet name		Designing company	
Children's room. Children's bed + roof space + athletic zone		STANZZA DESIGN EUROPE SL	

# Wardrobe

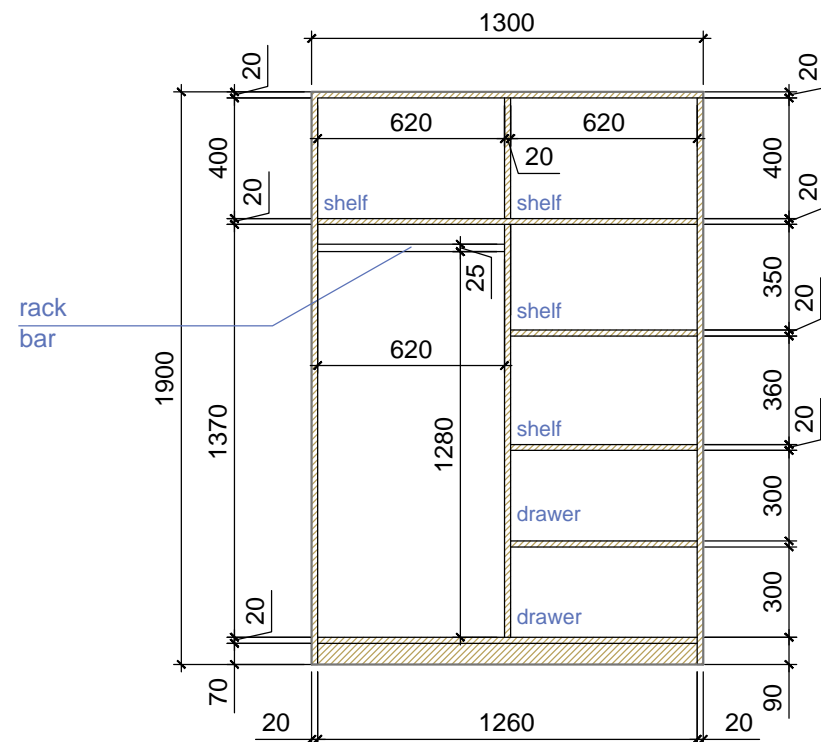
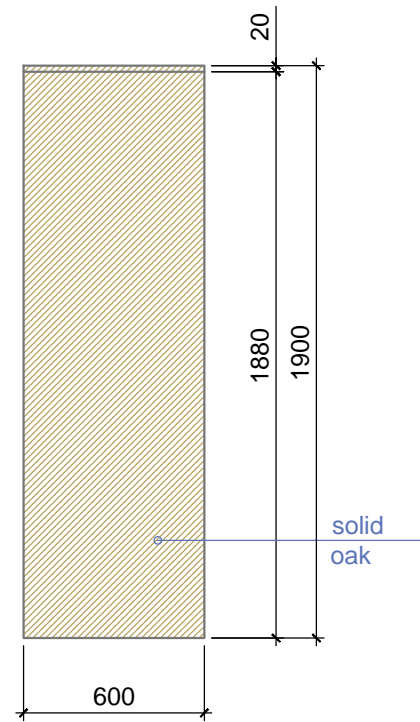
Upper view



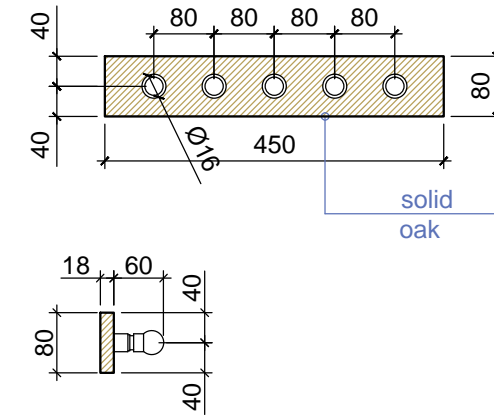
front view



side view




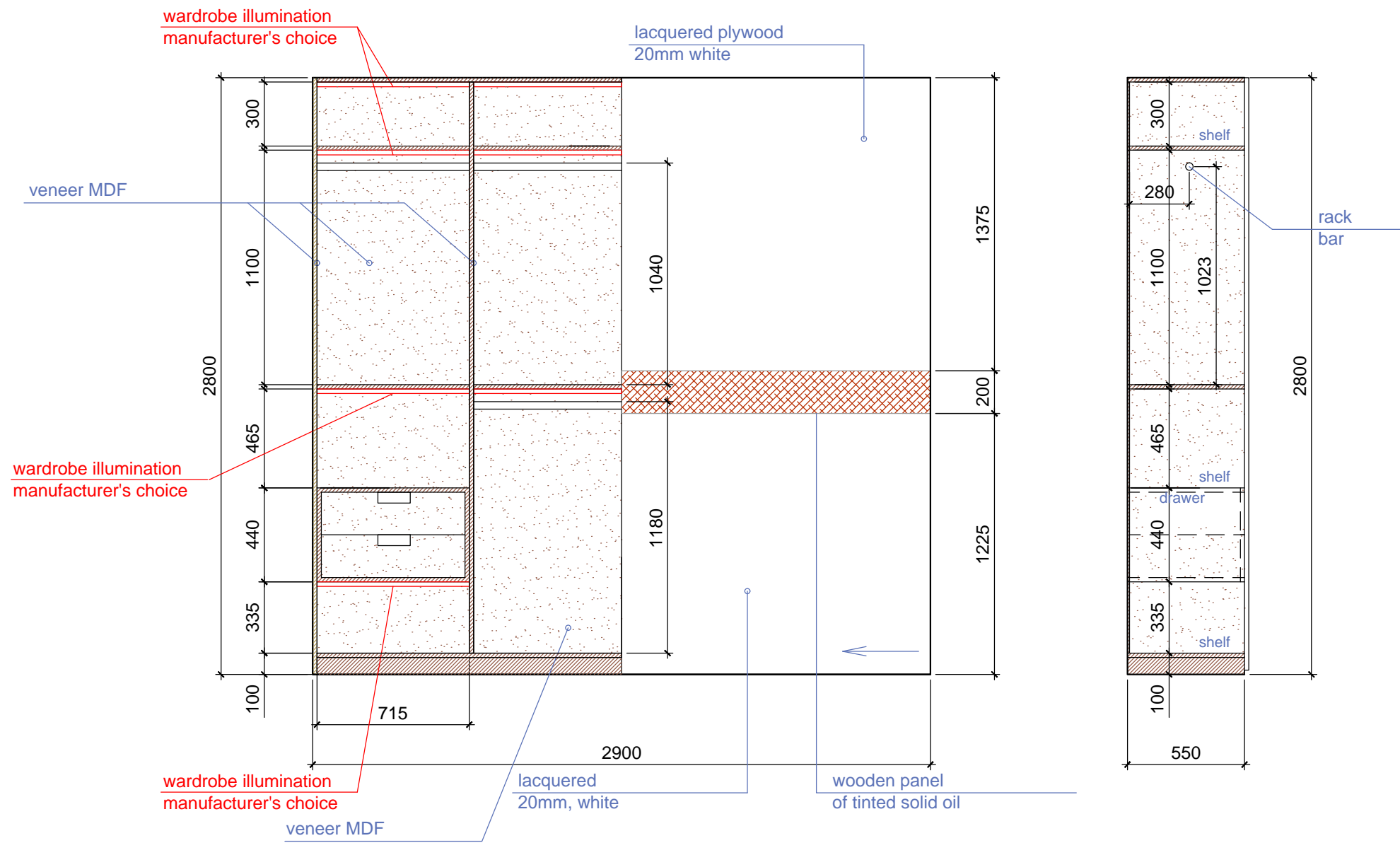
# Wall coatrack



1. Reference chart, furniture manufacturer advice is needed.
2. Wardrobe frame to be made of solid oak, facades of paintef MDF

Design Project of the Apartment in Barcelona Marina Street 24, 08013	Stage	Sheet	Sheets
	Project	45	48
Sheet name	Design company		
Children's room. Wardrobe. Coat rack	STANZZA DESIGN EUROPE SL		

## Sliding-door wardrobe



1. Reference chart, furniture manufacturer advice is needed.
2. Wardrobe frame to be made of veneer MDF
3. Lighting is selected and mounted by the furniture manufacturer.

Design Project of the Apartment in Barcelona Marina Street 24, 08013	Stage	Sheet	Sheets
	Project	46	48
Sheet name	Designing company		
Hallway. Sliding-door wardrobe	STANZZA DESIGN EUROPE SL		

## Finishing schedule

Room	Ceiling finish	Q-ty	Wall finish	Q-ty	Floor finish	Q-ty	Remark
Hallway	Drywall ceiling, paint TIKKURILA, collection HARMONY RAL 120-3 web: <a href="https://new.tikkurila.com/become_a_partner/products/harmony">https://new.tikkurila.com/become_a_partner/products/harmony</a>	9,3m2	Paint TIKKURILA, collection HARMONY RAL 120-3 web: <a href="https://new.tikkurila.com/become_a_partner/products/harmony">https://new.tikkurila.com/become_a_partner/products/harmony</a>	42,8m2	Puored floor ARTURO, collection EP2500 web: <a href="https://www.arturoflooring.com/products/product-search/details/arturoep2500-self-smoothing-floor-7526/">https://www.arturoflooring.com/products/product-search/details/arturoep2500-self-smoothing-floor-7526/</a>	12,8m2	Electric underfloor heating (thermostat) S=9,2m2
					Skirting h=66MM ORACDECOR, collection SX157 SQUARE web: <a href="https://www.oracdecor.com/en_us/baseboards/sx157_skirting">https://www.oracdecor.com/en_us/baseboards/sx157_skirting</a>		
Kitchen-Living room	Drywall ceiling, paint TIKKURILA, collection HARMONY RAL 120-3 web: <a href="https://new.tikkurila.com/become_a_partner/products/harmony">https://new.tikkurila.com/become_a_partner/products/harmony</a>  Scrid plastering, paint TIKKURILA, collection HARMONY RAL 120-3 web: <a href="https://new.tikkurila.com/become_a_partner/products/harmony">https://new.tikkurila.com/become_a_partner/products/harmony</a>  Base - MDF thickness 8mm Finishing material - veneer bleached oak	48,0m2	Gypsum 3D panel GYPSPANEL collection Band web: <a href="http://GYPSPANEL.RU/GIPSOVIYE-PANELI-3D/BAND">HTTP://GYPSPANEL.RU/GIPSOVIYE-PANELI-3D/BAND</a>	13,7m2	Puored floor ARTURO, collection EP2500 web: <a href="https://www.arturoflooring.com/products/product-search/details/arturoep2500-self-smoothing-floor-7526/">https://www.arturoflooring.com/products/product-search/details/arturoep2500-self-smoothing-floor-7526/</a>	54,0m2	Electric underfloor heating (thermostat) S total =32,7m2
		3,0m2	MDF 12mm + veneer, h=2900mm "bleached oak" <span style="float: right;">630x2900mm 810x2900mm</span>	4pcs 1pcs			
		7,4m2	Paint TIKKURILA, collection HARMONY RAL 120-3 web: <a href="https://new.tikkurila.com/become_a_partner/products/harmony">https://new.tikkurila.com/become_a_partner/products/harmony</a>  Leather ANILINE (aniline) with dark-brown stitching	29,7m2			
				7,3m2			
Office	Drywall ceiling, paint TIKKURILA, collection HARMONY RAL 120-3 web: <a href="https://new.tikkurila.com/become_a_partner/products/harmony">https://new.tikkurila.com/become_a_partner/products/harmony</a>  Scrid plastering, paint TIKKURILA, collection HARMONY RAL 120-3 web: <a href="https://new.tikkurila.com/become_a_partner/products/harmony">https://new.tikkurila.com/become_a_partner/products/harmony</a>	17,6m2	Paint TIKKURILA, collection HARMONY RAL 120-3 web: <a href="https://new.tikkurila.com/become_a_partner/products/harmony">https://new.tikkurila.com/become_a_partner/products/harmony</a>	8,0m2	Puored floor ARTURO, collection EP2500 web: <a href="https://www.arturoflooring.com/products/product-search/details/arturoep2500-self-smoothing-floor-7526/">https://www.arturoflooring.com/products/product-search/details/arturoep2500-self-smoothing-floor-7526/</a>	18,6m2	
		1,0m2	Cloth-based wallpapers Bolta, collection Apex Cord color Midnight Haze, item number BB-AC-06 web: <a href="https://boltawallcovering.com/photo_gallery/overlay.inc.php?Image=apex_cord.jpg">https://boltawallcovering.com/photo_gallery/overlay.inc.php?Image=apex_cord.jpg</a>	19,0m2			
			Base plywood thickness 10m painted black RAL 9017, Wood strip 20x20mm L=2100mm solid bleached oak, pitch 20mm	7,9m2 94pcs			
Bedroom	Drywall ceiling, paint TIKKURILA, collection HARMONY RAL 120-3 web: <a href="https://new.tikkurila.com/become_a_partner/products/harmony">https://new.tikkurila.com/become_a_partner/products/harmony</a>  Scrid plastering, paint TIKKURILA, collection HARMONY RAL 120-3 web: <a href="https://new.tikkurila.com/become_a_partner/products/harmony">https://new.tikkurila.com/become_a_partner/products/harmony</a>  Base - MDF thickness 8mm Finishing material- veneer bleached oak	10,0m2	Paint TIKKURILA, collection HARMONY RAL 120-3 web: <a href="https://new.tikkurila.com/become_a_partner/products/harmony">https://new.tikkurila.com/become_a_partner/products/harmony</a>	44,7m2	Parquet board Kahrs, collection ASH AIR dimensions 187x2420x15 mm, item number 151N8MAKA4KW240 web: <a href="https://www.kahrs.com/en/wood-floors/ash-air">https://www.kahrs.com/en/wood-floors/ash-air</a>	28,1m2	
		2,2m2	MDF 12mm+ veneer panels, h=2850mm, "hazel-wood" <span style="float: right;">1030x2850mm 192*x2850mm</span>	5pcs 1pcs			
		16,1m2					

1. The materials used in the performance of work must meet the requirements for fire safety, strength, durability, sanitary and hygienic requirements, and must have appropriate certificates.
2. The quantity and area of finishing materials are indicated WITHOUT!! margin

Design Project of the Apartment in Barcelona Marina Street 24, 08013		Stage	Sheet	Sheets
		Project	47	48
Sheet name		Designing company		
Room finish schedule		STANZZA DESIGN EUROPE SL		

**Room finish schedule**

Room name	Ceiling finish	Q-ty	Walls finish	Q-ty	Floor finish	Q-ty	Remark
Children's room	Drywall ceiling, paint TIKKURILA, collection HARMONY RAL 120-3 web: <a href="https://new.tikkurila.com/become_a_partner/products/harmony">https://new.tikkurila.com/become_a_partner/products/harmony</a>  Scrid plastering, paint TIKKURILA, collection HARMONY, RAL 120-3 web: <a href="https://new.tikkurila.com/become_a_partner/products/harmony">https://new.tikkurila.com/become_a_partner/products/harmony</a>  Parquet board Kahrs, collection ASH AIR dimensions 187x2420x15 mm, item number 151N8MAKA4KW240 web: <a href="https://www.kahrs.com/en/wood-floors/ash-air">https://www.kahrs.com/en/wood-floors/ash-air</a>	18,7m2	Paint, TIKKURILA , collection Harmony RAL 120-3 web: <a href="https://new.tikkurila.com/become_a_partner/products/harmony">https://new.tikkurila.com/become_a_partner/products/harmony</a>	15,5m2	Parquet board Kahrs, collection ASH AIR dimensions 187x2420x15 mm, item number 151N8MAKA4KW240 web: <a href="https://www.kahrs.com/en/wood-floors/ash-air">https://www.kahrs.com/en/wood-floors/ash-air</a>  Skirting h=66mm ORACDECOR, collection SX157 SQUARE web: <a href="https://www.oracdecor.com/en_us/baseboards/sx157_skirting">https://www.oracdecor.com/en_us/baseboards/sx157_skirting</a>	23,3m2	
		2,4m2	Paint, TIKKURILA , collection LIITU, RAL 6020 web: <a href="https://new.tikkurila.com/become_a_partner/products/harmony">https://new.tikkurila.com/become_a_partner/products/harmony</a>	21,6m2			
		3,2m2	Vynil-based printing	12,7m2			
Bathroom № 1	Moisture-resistant gypsum board ceiling, paint TIKKURILA, collection HARMONY RAL 9017 web: <a href="https://new.tikkurila.com/become_a_partner/products/harmony">https://new.tikkurila.com/become_a_partner/products/harmony</a>  Scrid plastering, paint TIKKURILA, collection HARMONY, RAL 120-3 web: <a href="https://new.tikkurila.com/become_a_partner/products/harmony">https://new.tikkurila.com/become_a_partner/products/harmony</a>	5,2m2	MDF board with deepening for Teak wood strip 20mm, pitch 10mm  MDF Рейка 20мм L=3100mm Рейка 20мм L=150mm  MDF should be green (water repellent) and should be painted black after being fireproof treated	24,2m2 265pcs 26pcs	Floor tile PORCELANOSA collection BASIN (NATURAL STONE) dimensions 470x850mm web: <a href="http://www.porcelanosa.com/en/floor-tiles/slate">www.porcelanosa.com/en/floor-tiles/slate</a>	6,1m2	Electric heat-insulated floor (thermostat) S =9,3m2  All wall cladding material must be treated with fireproofing and water repellent.
Bathroom №2	Moisture-resistant gypsum board ceiling, paint TIKKURILA, collection HARMONY RAL 120-3 web: <a href="https://new.tikkurila.com/become_a_partner/products/harmony">https://new.tikkurila.com/become_a_partner/products/harmony</a>  Scrid plastering, paint TIKKURILA, collection HARMONY, RAL 120-3 web: <a href="https://new.tikkurila.com/become_a_partner/products/harmony">https://new.tikkurila.com/become_a_partner/products/harmony</a>	6,3m2	Mosaic BISAZZA collection SM 90 FILLGEL PLUS 1101 BIANCO ALABASTRO, dimensions 20x20mm web: <a href="https://www.bisazza.it/en-us/products/mosaico/colors/smalto/smalto-20">https://www.bisazza.it/en-us/products/mosaico/colors/smalto/smalto-20</a>  Marble (to the contractor's choice) to be coordinated with the customer  Paint TIKKURILA, collection HARMONY RAL 120-3 web: <a href="https://new.tikkurila.com/become_a_partner/products/harmony">https://new.tikkurila.com/become_a_partner/products/harmony</a>	4,5m2	Mosaic BISAZZA collection SM 90 FILLGEL PLUS 1101 BIANCO ALABASTRO, dimensions 20x20mm web: <a href="https://www.bisazza.it/en-us/products/mosaico/colors/smalto/smalto-20">https://www.bisazza.it/en-us/products/mosaico/colors/smalto/smalto-20</a>  Teak wood boards, tretaed with water repellent, dimensions 120x1150mm	5,3m2	Wooden boards must be treated with fireproofing and water repellent.
Housekeeping unit	Drywall ceiling, paint TIKKURILA, collection HARMONY RAL 120-3 web: <a href="https://new.tikkurila.com/become_a_partner/products/harmony">https://new.tikkurila.com/become_a_partner/products/harmony</a>	3,3m2	Pain, TIKKURILA , collection Harmony RAL 120-3 сайт: <a href="https://new.tikkurila.com/become_a_partner/products/harmony">https://new.tikkurila.com/become_a_partner/products/harmony</a>	21,3m2	Poured floor ARTURO, collection EP2500 web: <a href="https://www.arturoflooring.com/products/product-search/details/arturoep2500-self-smoothing-floor-7526/">https://www.arturoflooring.com/products/product-search/details/arturoep2500-self-smoothing-floor-7526/</a>	3,4m2	
					Skirting h=66mm ORACDECOR, collection SX157 SQUARE web : <a href="https://www.oracdecor.com/en_us/baseboards/sx157_skirting">https://www.oracdecor.com/en_us/baseboards/sx157_skirting</a>	7,1m	

- The materials used in the performance of work must meet the requirements for fire safety, strength, durability, sanitary and hygienic requirements, and must have appropriate certificates.
- The quantity and area of finishing materials are indicated WITHOUT!! margin

Design Project of the Apartment in Barcelona Marina Street 24, 08013	Stage	Sheet	Sheets
	Project	48	48
Sheet name		Designing company	
Room finish schedule		STANZZA DESIGN EUROPE SL	

# CALCULATION SOLUTIONS

## CONTACT

E-Mail: [info@stz.es](mailto:info@stz.es)

Tel: +34 697 315 515

<https://eng.stz.es>

## Floors

No	LIST OF MATERIALS	Consumption on 100 m2	Consumption on 1 m2	Unit of measurement	Quantity	Price of unit/material	Amount
8.1							0,00 €
8.1.1	Thixotropic putty based on an epoxy, two-component Concesive 1406, component A	229,5	2,295	kg	319,01		0,00 €
8.1.2	Thixotropic putty based on an epoxy, two-component Concesive 1406, component B	76,5	0,765	kg	106,34		0,00 €
8.1.3	Highly elastic chemical resistant tape MASTERFLEX	102,2	1,022	n.m	142,06		0,00 €
8.2							0,00 €
8.3							0,00 €
8.3.1	Mineral wool or fiberglass plates or mats	103	1,03	m2	158,11		0,00 €
8.4							0,00 €
8.5							0,00 €
8.6							0,00 €
8.7							0,00 €
8.8							0,00 €
8.9							0,00 €
8.9.1	Screws for construction	1,8	0,018	kg	0,91		0,00 €
8.9.2	Waterproof plywood for general use from hardwood veneer, grade FC, grade 2/4, thickness 12 mm	1,24	0,0124	m3	0,62		0,00 €
8.10							0,00 €
8.11							0,00 €
8.11.1	Acrylic primer NORTEX-SOIL	30	0,3	kg	25,62		0,00 €
8.11.2	Dry mixes for a poured floor, Betonit 5000 brand	0,9	0,009	m3	0,77		0,00 €
8.12							0,00 €
8.13							0,00 €
8.13.1	Parquet boards	104	1,04	m2	53,46		0,00 €
8.13.2	Construction nails with a flat head 1.8x50 mm	0,0138	0,000138	m	0,01		0,00 €
8.13.3	Cold bitumen-kukersol mastic	0,02	0,0002	m	0,01		0,00 €
8.13.4	Sawdust	1	0,01	m3	0,51		0,00 €
8.14							0,00 €
8.15							0,00 €
8.15.1	Smooth unglazed multicolor square and rectangular ceramic tiles for floors	102	1,02	m2	6,22		0,00 €
8.15.2	Ready masonry heavy cement mortar	1,3	0,013	m3	0,08		0,00 €
8.15.3	Sawdust	3,06	0,0306	m3	0,19		0,00 €
8.16							0,00 €
8.16.1	Construction nails with a flat head 1.8x50 mm	0,0138	0,000138	m	0,00		0,00 €
8.16.2	Cold bitumen-kukersol mastic	0,02	0,0002	m	0,00		0,00 €
8.16.3	Sawdust	1	0,01	m3	0,06		0,00 €
8.17							0,00 €
8.17.1	Construction nails	12,3	0,123	kg	0,22		0,00 €
8.17.2	Solid wood antiseptic boards for flooring with a channel and groove made of wood	2,88	0,0288	m3	0,05		0,00 €
8.18							0,00 €
<b>TOTAL</b>							<b>0,00 €</b>

## Ceiling

No	LIST OF MATERIALS	Consumption on 100 m2	Consumption on 1 m2	Unit of measurement	Quantity	Price of unit/material	Amount
9.1							0,00 €
9.2							0,00 €
9.3							0,00 €
9.3.1	Primer: «Tiefengrund», KNAUF	12	0,12	kg	14,21		0,00 €
9.3.2	Adhesive «Perfix», KNAUF	119	1,19	kg	0,00		0,00 €
9.3.3	Putty «Uniflott», KNAUF	9	0,09	kg	10,66		0,00 €
9.3.4	Putty «Fugenfuller», KNAUF	96	0,96	kg	113,66		0,00 €
9.3.5	Paper tape for increased crack resistance to joints	153	1,53	m	181,15		0,00 €
9.3.6	Dividing tape for connecting the plasterboard ceiling to the wall	44	0,44	m	52,10		0,00 €
9.3.7	GKLZ AcousticGyps (soundproofing gypsum board)	212	2,12	m2	251,01		0,00 €
9.3.8	Self Tapping Screw (LN) 3,5/9,5 mm	480	4,8	pcs	568,32		0,00 €
9.3.9	Screw for gypsum fiber board 3,9/30	735	7,35	pcs	870,24		0,00 €
9.3.10	Screw for gypsum fiber board 3,9/45	1855	18,55	pcs	2196,32		0,00 €
9.3.11	Wall Plug & Screw 6/35 mm	335	3,35	pcs	396,64		0,00 €
9.3.12	Angle profile ПУ 31/31 to protect the corners	240	2,4	m	7,68		0,00 €
9.3.13	U Channel: ПН 28/27/0,6	46	0,46	m	54,46		0,00 €
9.3.14	Ceiling profile ПП 60/27/0,6	236	2,36	m	279,42		0,00 €
9.3.15	Sound Absorbing Plate StopZvuk	103	1,03	m2	121,95		0,00 €
9.3.16	Dichtungsband sealing tape	77	0,77	m	91,17		0,00 €

# Cost Sheet Calculation Constructor

<b>Date</b>	
<b>Facility Address</b>	Marina Street 24, Barcelona, 08013
<b>Apartment</b>	
<b>Customer</b>	
<b>Contractor</b>	

Works and materials	Code	Work	Material	VAT on works (21%)	TOTAL
Demolition works	"1-3"	0,00 €	0,00 €	0,00 €	0,00 €
Partitions	"4-7"	0,00 €	0,00 €	0,00 €	0,00 €
Floors	8	0,00 €	0,00 €	0,00 €	0,00 €
Ceiling	9	0,00 €	0,00 €	0,00 €	0,00 €
Walls	10	0,00 €	0,00 €	0,00 €	0,00 €
Electrics	"11-14"	0,00 €	0,00 €	0,00 €	0,00 €
Ventilation	15	0,00 €	0,00 €	0,00 €	0,00 €
Underfloor Heating	16	0,00 €	0,00 €	0,00 €	0,00 €
Furniture	"17-23"	0,00 €	0,00 €	0,00 €	0,00 €
Plumbing equipment	"24-25"	0,00 €	0,00 €	0,00 €	0,00 €
Other works № 1	25	0,00 €	0,00 €	0,00 €	0,00 €
Other works № 2	26	0,00 €	0,00 €	0,00 €	0,00 €
<b>Cost sheet total</b>		<b>0,00 €</b>	<b>0,00 €</b>	<b>0,00 €</b>	<b>0,00 €</b>

## "1-3" Demolition works

№	LIST OF WORKS	Unit of measurement	Quantity	Price of unit/ work	Amount
1	Demolition of partitions 120 mm thickness	m2	156,25		0,00 €
2	Demolition of the door block 810x2130	pcs	4,00		0,00 €
3	Demolition of the door block 910x2130	pcs	5,00		0,00 €
<b>TOTAL</b>					<b>0,00 €</b>

№	LIST OF MATERIALS	Consumption on 100 m2	Consumption on 1 m2	Unit of measurement	Quantity	Price of unit/ material	Amount
1							0,00 €
2							0,00 €
3							0,00 €
<b>TOTAL</b>							<b>0,00 €</b>

## "4-7" Partitions

### 4 Installation of partitions, thickness 112 mm (Joint B):

№	LIST OF WORKS	Unit of measurement	Quantity	Price of unit/ work	Amount
4.1	Installation of solid partition	m2	11,40		0,00 €
4.1.1					0,00 €
4.1.2					0,00 €
4.1.3					0,00 €
4.1.4					0,00 €
4.1.5					0,00 €
4.1.6					0,00 €
4.1.7					0,00 €
4.1.8					0,00 €
4.1.9					0,00 €
4.1.10					0,00 €
4.1.11					0,00 €
4.1.12					0,00 €
4.1.13					0,00 €
4.2	Installation of partitions with a doorway	m2	11,23		0,00 €
4.2.1					0,00 €
4.2.2					0,00 €
4.2.3					0,00 €
4.2.4					0,00 €
4.2.5					0,00 €
4.2.6					0,00 €
4.2.7					0,00 €
4.2.8					0,00 €
4.2.9					0,00 €
4.2.10					0,00 €
4.2.11					0,00 €
4.2.12					0,00 €
4.2.13					0,00 €
4.2.14					0,00 €
4.2.15					0,00 €
4.2.16					0,00 €
4.2.17					0,00 €
4.3	Installation of partitions with one doorway (rooms 6, 7)	m2	6,59		0,00 €
4.3.1					0,00 €
4.3.2					0,00 €
4.3.3					0,00 €
4.3.4					0,00 €
4.3.5					0,00 €

№	LIST OF MATERIALS	Consumption on 100 m2	Consumption on 1 m2	Unit of measurement	Quantity	Price of unit/ material	Amount
4.1							0,00 €
4.1.1	Primer: «Tiefengrund», KNAUF	20	0,2	kg	2,28		0,00 €
4.1.2	Putty «Uniflott», KNAUF	21	0,21	kg	2,39		0,00 €
4.1.3	Putty «Fugenfuller», KNAUF	149	1,49	kg	16,98		0,00 €
4.1.4	Paper tape for increased crack resistance to joints	152	1,52	m	17,33		0,00 €
4.1.5	Dividing tape for connecting the plasterboard ceiling to the wall	177	1,77	m	20,18		0,00 €
4.1.6	GKLZ AcousticGyps (soundproofing gypsum board)	421	4,21	m2	47,99		0,00 €
4.1.7	Self Tapping Screw: (TN) 3,5/25 mm	1353	13,53	pcs	154,22		0,00 €
4.1.8	Self Tapping Screw: (TN) 3,5/35 mm	3533	35,33	pcs	402,71		0,00 €
4.1.9	Wall Plug & Screw 6/35 mm	169	1,69	pcs	19,26		0,00 €
4.1.10	Self-adhesive elastic tape for profiles	126	1,26	m	14,36		0,00 €
4.1.11	U Channel: ПН-2 50/40/0,6	76	0,76	m	8,66		0,00 €
4.1.12	Stud: ПС-2 50/50/0,6	204	2,04	m	23,25		0,00 €
4.1.13	Sound Absorbing Plate StopZvuk	103	1,03	m2	11,74		0,00 €
4.2							0,00 €
4.2.1	Primer: «Tiefengrund», KNAUF	20	0,2	kg	2,25		0,00 €
4.2.2	Putty «Uniflott», KNAUF	20	0,2	kg	2,25		0,00 €
4.2.3	Putty «Fugenfuller», KNAUF	150	1,5	kg	16,85		0,00 €
4.2.4	Paper tape for increased crack resistance to joints	177	1,77	m	19,88		0,00 €
4.2.5	Dividing tape for connecting the plasterboard ceiling to the wall	162	1,62	m	18,19		0,00 €
4.2.6	GKLZ AcousticGyps (soundproofing gypsum board)	449	4,49	m2	50,43		0,00 €
4.2.7	Self Tapping Screw: (TN) 3,5/25 mm	1419	14,19	pcs	159,37		0,00 €
4.2.8	Self Tapping Screw: (TN) 3,5/35 mm	3788	37,88	pcs	425,44		0,00 €
4.2.9	Wall Plug & Screw 6/39 mm	70	0,7	pcs	7,86		0,00 €
4.2.10	Wall Plug & Screw 6/35 mm	163	1,63	pcs	18,31		0,00 €
4.2.11	Self-adhesive elastic tape for profiles	117	1,17	m	13,14		0,00 €
4.2.12	U Channel: ПН-2 50/40/0,6	86	0,86	m	9,66		0,00 €
4.2.13	Stud: ПС-2 50/50/0,6	254	2,54	m	28,53		0,00 €
4.2.14	Sound Absorbing Plate StopZvuk	103	1,03	m2	11,57		0,00 €
4.2.15	Upper angle bar for fastening door support elements 100x123 mm	14	0,14	pcs	1,57		0,00 €
4.2.16	Lower angle bar for fastening door support elements 100x123 mm	14	0,14	pcs	1,57		0,00 €
4.2.17	Wooden blocks: 50x50 mm	39	0,39	m	4,38		0,00 €
4.3							0,00 €
4.3.1	Primer: «Tiefengrund», KNAUF	20	0,2	kg	1,32		0,00 €
4.3.2	Putty «Uniflott», KNAUF	20	0,2	kg	1,32		0,00 €
4.3.3	Putty «Fugenfuller», KNAUF	150	1,5	kg	9,89		0,00 €
4.3.4	Paper tape for increased crack resistance to joints	177	1,77	m	11,67		0,00 €
4.3.5	Dividing tape for connecting the plasterboard ceiling to the wall	162	1,62	m	10,68		0,00 €





8.3	Installation of heat and sound insulation from plates: either mineral wool or fiberglass mats	m2	153,50		0,00 €
8.3.1					0,00 €
8.4	Installation of soundproofing membrane (Zvukoizol VEM,	m2	153,50		0,00 €
8.5	Laying reinforcing mesh	m2	153,50		0,00 €
8.6	Concrete screed for parquet board and floor tile h=70 mm	m2	64,70		0,00 €
8.7	Concrete screed for poured floor h=50 mm	m2	88,80		0,00 €
8.8	Deep penetration primer	m2	153,50		0,00 €
8.9	Installation of the bases of floors from plywood in one layer	m2	50,40		0,00 €
8.9.1					0,00 €
8.9.2					0,00 €
8.10	Flexible two-component adhesive for all types of lumber	kg	199,55		0,00 €
8.11	Installation of a poured floor (rooms 1, 2, 3)	m2	85,40		0,00 €
8.11.1					0,00 €
8.11.2					0,00 €
8.12	Skirting (rooms 1, 2, 3)	m	22,00		0,00 €
8.13	Installation of coatings from parquet boards (rooms 4, 5)	m2	51,40		0,00 €
8.13.1					0,00 €
8.13.2					0,00 €
8.13.3					0,00 €
8.13.4					0,00 €
8.14	Skirting (rooms 4,5)	m	22,10		0,00 €
8.15	Installation of coatings on cement mortar from ceramic tiles for multi-color floors (room 6)	m2	6,10		0,00 €
8.15.1					0,00 €
8.15.2					0,00 €
8.15.3					0,00 €
8.16	Installation of mosaic parquet coatings (room 7)	m2	5,30		0,00 €
8.16.1					0,00 €
8.16.2					0,00 €
8.16.3					0,00 €
8.17	Coatings installation: planks 28 mm thick (room 7,	m2	1,80		0,00 €
8.17.1					0,00 €
8.17.2					0,00 €
8.18	Skirting ((room 7)	m	22,10		0,00 €
				<b>TOTAL</b>	<b>0,00 €</b>

8.3										0,00 €
8.3.1	Mineral wool or fiberglass plates or mats	103	1,03	m2	158,11					0,00 €
8.4										0,00 €
8.5										0,00 €
8.6										0,00 €
8.7										0,00 €
8.8										0,00 €
8.9										0,00 €
8.9.1	Screws for construction	1,8	0,018	kg	0,91					0,00 €
8.9.2	Waterproof plywood for general use from hardwood veneer, grade FC, grade 2/4, thickness 12 mm	1,24	0,0124	m3	0,62					0,00 €
8.10										0,00 €
8.11										0,00 €
8.11.1	Acrylic primer NORTEX-SOIL	30	0,3	kg	25,62					0,00 €
8.11.2	Dry mixes for a poured floor, Betonit 5000 brand	0,9	0,009	m3	0,77					0,00 €
8.12										0,00 €
8.13										0,00 €
8.13.1	Parquet boards	104	1,04	m2	53,46					0,00 €
8.13.2	Construction nails with a flat head 1.8x50 mm	0,0138	0,000138	m	0,01					0,00 €
8.13.3	Cold bitumen-kukersol mastic	0,02	0,0002	m	0,01					0,00 €
8.13.4	Sawdust	1	0,01	m3	0,51					0,00 €
8.14										0,00 €
8.15										0,00 €
8.15.1	Smooth unglazed multicolor square and rectangular ceramic tiles for floors	102	1,02	m2	6,22					0,00 €
8.15.2	Ready masonry heavy cement mortar	1,3	0,013	m3	0,08					0,00 €
8.15.3	Sawdust	3,06	0,0306	m3	0,19					0,00 €
8.16										0,00 €
8.16.1	Construction nails with a flat head 1.8x50 mm	0,0138	0,000138	m	0,00					0,00 €
8.16.2	Cold bitumen-kukersol mastic	0,02	0,0002	m	0,00					0,00 €
8.16.3	Sawdust	1	0,01	m3	0,06					0,00 €
8.17										0,00 €
8.17.1	Construction nails	12,3	0,123	kg	0,22					0,00 €
8.17.2	Solid wood antiseptic boards for flooring with a channel and groove made of wood	2,88	0,0288	m3	0,05					0,00 €
8.18										0,00 €
									<b>TOTAL</b>	<b>0,00 €</b>

## 9 Ceiling

№	LIST OF WORKS	Unit of measurement	Quantity	Price of unit/ work	Amount
9.1	Bar 60x60mm for fastening a sliding wardrobe	m	2,90		0,00 €
9.2	Parquet board (room 5)	m2	3,20		0,00 €
9.3	Installation of suspended Plasterboardceilings in two layers according to KNAUF system	m2	118,40		0,00 €
9.3.1					0,00 €
9.3.2					0,00 €
9.3.3					0,00 €
9.3.4					0,00 €
9.3.5					0,00 €
9.3.6					0,00 €
9.3.7					0,00 €
9.3.8					0,00 €
9.3.9					0,00 €
9.3.10					0,00 €
9.3.11					0,00 €
9.3.12					0,00 €
9.3.13					0,00 €
9.3.14					0,00 €
9.3.15					0,00 €
9.3.16					0,00 €
9.3.17					0,00 €
9.3.18					0,00 €
9.4	Acrylic-water-dispersion painting improved: on ceiling plastering	m2	118,40		0,00 €
9.4.1					0,00 €
9.4.2					0,00 €
9.4.3					0,00 €
9.4.4					0,00 €
9.4.5					0,00 €
9.5	Installation of MDF ceilings (rooms 2, 4,	m2	23,50		0,00 €
9.5.1					0,00 €
9.5.2					0,00 €
9.5.3					0,00 €
9.5.4					0,00 €
9.5.5					0,00 €
9.5.6					0,00 €
9.5.7					0,00 €
9.5.8					0,00 €
9.5.9					0,00 €
9.5.10					0,00 €
9.5.11					0,00 €
9.5.12					0,00 €
9.5.13					0,00 €
9.5.14					0,00 €
9.5.15					0,00 €

№	LIST OF MATERIALS	Consumption on 100 m2	Consumption on 1 m2	Unit of measurement	Quantity	Price of unit/ material	Amount
9.1							0,00 €
9.2							0,00 €
9.3							0,00 €
9.3.1	Primer: «Tiefengrund», KNAUF	12	0,12	kg	14,21		0,00 €
9.3.2	Adhesive «Perifix», KNAUF	119	1,19	kg	0,00		0,00 €
9.3.3	Putty «Uniflott», KNAUF	9	0,09	kg	10,66		0,00 €
9.3.4	Putty «Fugenfuller», KNAUF	96	0,96	kg	113,66		0,00 €
9.3.5	Paper tape for increased crack resistance to joints	153	1,53	m	181,15		0,00 €
9.3.6	Dividing tape for connecting the plasterboard ceiling to the wal	44	0,44	m	52,10		0,00 €
9.3.7	GKLZ AcousticGyps (soundproofing gypsum board)	212	2,12	m2	251,01		0,00 €
9.3.8	Self Tapping Screw (LN) 3,5/9,5 mm	480	4,8	pcs	568,32		0,00 €
9.3.9	Screw for gypsum fiber board 3,9/30	735	7,35	pcs	870,24		0,00 €
9.3.10	Screw for gypsum fiber board 3,9/45	1855	18,55	pcs	2196,32		0,00 €
9.3.11	Wall Plug & Screw 6/35 mm	335	3,35	pcs	396,64		0,00 €
9.3.12	Angle profile ПУ 31/31 to protect the corners	240	2,4	m	7,68		0,00 €
9.3.13	U Channel: ПН 28/27/0,6	46	0,46	m	54,46		0,00 €
9.3.14	Ceiling profile ПП 60/27/0,6	236	2,36	m	279,42		0,00 €
9.3.15	Sound Absorbing Plate StopZvuk	103	1,03	m2	121,95		0,00 €
9.3.16	Dichtungsband sealing tape	77	0,77	m	91,17		0,00 €
9.3.17	Gyplyner Bracket for ceiling profile	240	2,4	pcs	284,16		0,00 €
9.3.18	Intersection connectors for ceiling profile	116	1,16	pcs	137,34		0,00 €
9.4							0,00 €
9.4.1	Grit sanding sandpaper 40-25	0,84	0,0084	m2	0,99		0,00 €
9.4.2	Rags	0,31	0,0031	kg	0,37		0,00 €
9.4.3	Water-dispersion putty	55	0,55	kg	65,12		0,00 €
9.4.4	Acrylic paint	33	0,33	kg	39,07		0,00 €
9.4.5	Primer	22	0,22	kg	26,05		0,00 €
9.5							0,00 €
9.5.1	Primer: «Tiefengrund», KNAUF	12	0,12	kg	2,82		0,00 €
9.5.2	Putty «Uniflott», KNAUF	9	0,09	kg	2,12		0,00 €
9.5.3	Paper tape for increased crack resistance to joints	153	1,53	m	35,96		0,00 €
9.5.4	Dividing tape for connecting the plasterboard ceiling to the wall	44	0,44	m	10,34		0,00 €
9.5.5	Self Tapping Screw (LN) 3,5/9,5 mm	480	4,8	pcs	112,80		0,00 €
9.5.6	Screw for gypsum fiber board 3,9/30	735	7,35	pcs	172,73		0,00 €
9.5.7	Wall Plug & Screw 6/35 mm	335	3,35	pcs	78,73		0,00 €
9.5.8	Angle profile ПУ 31/31 to protect the corners	240	2,4	m	56,40		0,00 €
9.5.9	U Channel: ПН 28/27/0,6	46	0,46	m	10,81		0,00 €
9.5.10	Ceiling profile ПП 60/27/0,6	236	2,36	m	55,46		0,00 €
9.5.11	Dichtungsband sealing tape	77	0,77	m	18,10		0,00 €
9.5.12	Gyplyner Bracket for ceiling profile	240	2,4	pcs	56,40		0,00 €
9.5.13	Intersection connectors for ceiling profile	116	1,16	pcs	0,00		0,00 €
9.5.14	MDF thickness 8 mm VENEER bleached oak			m2	23,30		0,00 €
9.5.15	Sound Absorbing Plate StopZvuk	103	1,03	m2	24,21		0,00 €



11.8.1					0,00 €
11.8.2					0,00 €
11.8.3					0,00 €
11.8.4					0,00 €
11.8.5					0,00 €
<b>TOTAL</b>					<b>0,00 €</b>

11.8.1	2-gang switch			pcs	4,00		0,00 €
11.8.2	3-gang switch			pcs	2,00		0,00 €
11.8.3	1-gang switch			pcs	2,00		0,00 €
11.8.4	3-gang multiway switch			pcs	13,00		0,00 €
11.8.5	2-gang multiway switch			pcs	11,00		0,00 €
<b>TOTAL</b>							<b>0,00 €</b>

## 12 Sockets

№	LIST OF WORKS	Unit of measurement	Quantity	Price of unit/work	Amount
12.1.	3x2.5 cable laying in walls and ceiling	linear meter	560,00		0,00 €
12.1.1					0,00 €
12.2.	Sockets installation	pcs	89,00		0,00 €
12.2.1					0,00 €
12.3.	Installation of automatic circuit breaker in the electrical panel	pcs	12,00		0,00 €
12.3.1					0,00 €
12.3.2					0,00 €
<b>TOTAL</b>					<b>0,00 €</b>

№	LIST OF MATERIALS	Consumption on 100 m2	Consumption on 1 m2	Unit of measurement	Quantity	Price of unit material	Amount
12.1.							0,00 €
12.1.1	3x2.5 Cable			m	571,00		0,00 €
12.2.							0,00 €
12.2.1	Socket			pcs	89,00		0,00 €
12.3.							0,00 €
12.3.1	Automatic circuit breaker			pcs	10,00		0,00 €
12.3.2	RCD			pcs	2,00		0,00 €
<b>TOTAL</b>							<b>0,00 €</b>

## 13 TV cable laying

№	LIST OF WORKS	Unit of measurement	Quantity	Price of unit/work	Amount
13.1					0,00 €
<b>TOTAL</b>					<b>0,00 €</b>

№	LIST OF MATERIALS	Consumption on 100 m2	Consumption on 1 m2	Unit of measurement	Quantity	Price of unit material	Amount
13.1	TV Cable			m	22,00		0,00 €
<b>TOTAL</b>							<b>0,00 €</b>

## 14 Internet cable laying

№	LIST OF WORKS	Unit of measurement	Quantity	Price of unit/work	Amount
14.1					0,00 €
14.1.1					0,00 €
<b>TOTAL</b>					<b>0,00 €</b>

№	LIST OF MATERIALS	Consumption on 100 m2	Consumption on 1 m2	Unit of measurement	Quantity	Price of unit material	Amount
14.1	Internet Cable			m	40,00		0,00 €
14.1.1	Wi-Fi Router			pcs	3,00		0,00 €
<b>TOTAL</b>							<b>0,00 €</b>

## 15 Ventilation

№	LIST OF WORKS	Unit of measurement	Quantity	Price of unit/work	Amount
15.1.	Installation of the air conditioner indoor unit	pcs	5,00		0,00 €
15.1.1					0,00 €
15.1.2					0,00 €
15.1.3					0,00 €
15.2.	Installation of sewage drainage	linear meter	20,00		0,00 €
15.3.	Installation of freon lines	linear meter	37,00		0,00 €
15.4.	Installation of artificial ventilation output	linear meter	19,00		0,00 €
15.4.1					0,00 €
<b>TOTAL</b>					<b>0,00 €</b>

№	LIST OF MATERIALS	Consumption on 100 m2	Consumption on 1 m2	Unit of measurement	Quantity	Price of unit material	Amount
15.1.							0,00 €
15.1.1	Split System 2,5 kW			pcs	2,00		0,00 €
15.1.2	Split System 2,7 kW			pcs	1,00		0,00 €
15.1.3	Split System 3 kW			pcs	2,00		0,00 €
15.2.							0,00 €
15.3.							0,00 €
15.4.							0,00 €
15.4.1	Ask specialists about materials specification						0,00 €
<b>TOTAL</b>							<b>0,00 €</b>

## 16 Underfloor Heating

№	LIST OF WORKS	Unit of measurement	Quantity	Price of unit/work	Amount
16.1.	Cable laying for underfloor heating temperature regulator	linear meter	22,00		0,00 €
16.1.1					0,00 €
16.2.	Installation of temperature regulator	pcs	4,00		0,00 €
16.2.1					0,00 €
16.3.	Laying of underfloor heating mats	m.sq.	42,20		0,00 €
16.3.1					0,00 €
16.3.2					0,00 €
16.3.3					0,00 €
16.3.4					0,00 €
16.3.5					0,00 €
<b>TOTAL</b>					<b>0,00 €</b>

№	LIST OF MATERIALS	Consumption on 100 m2	Consumption on 1 m2	Unit of measurement	Quantity	Price of unit material	Amount
16.1.							0,00 €
16.1.1	Electric cable for underfloor heating			m	21,00		0,00 €
16.2.							0,00 €
16.2.1	Temperature regulator			pcs	4,00		0,00 €
16.3.							0,00 €
16.3.1	Thermomat 0,5x1,2			pcs	2,00		0,00 €
16.3.2	Thermomat 0,5x2			pcs	9,00		0,00 €
16.3.3	Thermomat 0,5x3			pcs	6,00		0,00 €
16.3.4	Thermomat 0,5x4			pcs	4,00		0,00 €
16.3.5	Thermomat 0,5x5			pcs	6,00		0,00 €
<b>TOTAL</b>							<b>0,00 €</b>

## "17-23" Furniture

### 17 Hallway

№	LIST OF WORKS	Unit of measurement	Quantity	Price of unit/work	Amount
17.1	Delivery, installation, rubbish removal	pcs	1,00		0,00 €
17.2	Delivery, installation, rubbish removal	pcs	1,00		0,00 €
17.3	Delivery, installation, rubbish removal	pcs	1,00		0,00 €

№	LIST OF MATERIALS	Consumption on 100 m2	Consumption on 1 m2	Unit of measurement	Quantity	Price of unit material	Amount
17.1	Sliding door wardrobe veneer MDF size 500x2900mm						0,00 €
17.2	Mirror size 780x3050*mm						0,00 €
17.3	Banner in frame size 780*x1200mm						0,00 €

17.4	Delivery, installation, connection, rubbish removal	pcs	1,00		0,00 €
<b>TOTAL</b>					<b>0,00 €</b>

17.4	Wall lamp collection	ADD LIGHTING Apliques APLIQUES 41607/1F NI									0,00 €
<b>TOTAL</b>											<b>0,00 €</b>

<b>18</b>	<b>Housekeeping unit</b>
-----------	--------------------------

№	LIST OF WORKS	Unit of measurement	Quantity	Price of unit/work	Amount
18.1	Delivery, installation, connection, rubbish removal	pcs	1,00		0,00 €
18.2	Delivery, installation, connection, rubbish removal	pcs	1,00		0,00 €
18.3	Delivery, installation, connection, rubbish removal	pcs	1,00		0,00 €
18.4	Delivery, installation, connection, rubbish removal	pcs	1,00		0,00 €
<b>TOTAL</b>					<b>0,00 €</b>

№	LIST OF MATERIALS	Consumption on 100 m2	Consumption on 1 m2	Unit of measurement	Quantity	Price of unit material	Amount
18.1	Washing machine Miele Model WCE330 PWash 2.0						0,00 €
18.2	Drying machine Miele Model TCR870 WP Eco&Steam WiFi&XL						0,00 €
18.3	Boiler STIEBEL ELTRON Model PSH 150 Universal EL Rated capacity 150 l size 475x492x1435mm						0,00 €
18.4	Electrical panel						0,00 €
<b>TOTAL</b>							<b>0,00 €</b>

<b>19</b>	<b>Office</b>
-----------	---------------

№	LIST OF WORKS	Unit of measurement	Quantity	Price of unit/work	Amount
19.1	Delivery, installation, rubbish removal	pcs	1,00		0,00 €
19.2	Delivery, installation, rubbish removal	pcs	1,00		0,00 €
19.3	Delivery, installation, rubbish removal	pcs	1,00		0,00 €
19.4	Delivery, installation, rubbish removal	pcs	1,00		0,00 €
19.5	Delivery, installation, rubbish removal	pcs	1,00		0,00 €
19.6	Delivery, installation, rubbish removal	pcs	1,00		0,00 €
19.7	Delivery, installation, rubbish removal	pcs	1,00		0,00 €
19.8	Delivery, installation, rubbish removal	pcs	1,00		0,00 €
19.9	Delivery, installation, rubbish removal	pcs	1,00		0,00 €
19.10	Delivery, installation, connection, rubbish removal	pcs	1,00		0,00 €
19.11	Delivery, installation, rubbish removal	pcs	1,00		0,00 €
19.12	Delivery, installation, rubbish removal	pcs	1,00		0,00 €
19.13	Delivery, installation, rubbish removal	pcs	1,00		0,00 €
19.14	Delivery, installation, rubbish removal	pcs	3,00		0,00 €
19.15	Delivery, installation, connection, rubbish removal	pcs	1,00		0,00 €
<b>TOTAL</b>					<b>0,00 €</b>

№	LIST OF MATERIALS	Consumption on 100 m2	Consumption on 1 m2	Unit of measurement	Quantity	Price of unit material	Amount
19.1	Bookcase frame material solid bleached oak back wall material BOLTA collection APEX CORD color Midnight Haze item number BB-AC-06						0,00 €
19.2	File cabinet frame material solid bleached oak						0,00 €
19.3	Desk Oder frame material solid bleached oak thickness 20mm tabletop material lacquered plywood thickness 40mm						0,00 €
19.4	Computer armchair POLIFORM collection STANFORD						0,00 €
19.5	Sofa POLIFORM collection MONDRIAN						0,00 €
19.6	Coffee table CATELAN ITALIA collection BILLY WOOD Disign STUDIO KRONOS						0,00 €
19.7	Computer armchair POLIFORM collection STANFORD						0,00 €
19.8	Floor lamp RUBN collection MILLER FLOOR – BLACK / BRASS						0,00 €
19.9	Carpet RESTORATION HARDWARE collection HEXA HIDE RUG - IVORY						0,00 €
19.10	Table lamp ASTRO LIGHTING collection ATELIER DESK BASE						0,00 €
19.11	Curtains KIRKBY DESIGN collection ORION ESPRESSO, item K5058/55						0,00 €
19.12	Curtains KIRKBY DESIGN collection ORION FOSSIL, item K5058/56						0,00 €
19.13	Tulle ROMO collection VELINO CREMA, item 7821/02						0,00 €
19.14	Poster in frame						0,00 €
19.15	PC Apple model iMac Pro						0,00 €
<b>TOTAL</b>							<b>0,00 €</b>

<b>20</b>	<b>Kitchen</b>
-----------	----------------

№	LIST OF WORKS	Unit of measurement	Quantity	Price of unit/work	Amount
20.1	Delivery, installation, rubbish removal	pcs	1,00		0,00 €
20.2	Delivery, installation, connection, rubbish removal	pcs	1,00		0,00 €
20.3	Delivery, installation, connection, rubbish removal	pcs	1,00		0,00 €
20.4	Delivery, installation, connection, rubbish removal	pcs	1,00		0,00 €
20.5	Delivery, installation, connection, rubbish removal	pcs	1,00		0,00 €
20.6	Delivery, installation, connection, rubbish removal	pcs	1,00		0,00 €
20.7	Delivery, installation, connection, rubbish removal	pcs	1,00		0,00 €
20.8	Delivery, installation, connection, rubbish removal	pcs	1,00		0,00 €
20.9	Delivery, installation, connection, rubbish removal	pcs	1,00		0,00 €
20.10	Delivery, installation, connection, rubbish removal	pcs	1,00		0,00 €
<b>TOTAL</b>					<b>0,00 €</b>

№	LIST OF MATERIALS	Consumption on 100 m2	Consumption on 1 m2	Unit of measurement	Quantity	Price of unit material	Amount
20.1	Kitchen POLIFORM collection VARENNA TWELVE 2						0,00 €
20.2	Grille Tepan Yaki MIELE item CS 1327 Y						0,00 €
20.3	Electric hob MIELE item CS 1112 E						0,00 €
20.4	Induction cooktop WOK MIELE item CS 1223-1 I						0,00 €
20.5	Cooker hood FOSTER collection MASTER ISLAND 2506 094_2506 124						0,00 €
20.6	Sink FOSTER collection QUADRA 1229 050						0,00 €
20.7	Mixer tap FOSTER collection OMEGA PLUS 8497 020						0,00 €
20.8	Fridge MIELE item KFNS 37432 ID						0,00 €
20.9	Dishwasher MIELE item G 6897 SCVI XXL K20						0,00 €
20.10	Oven MIELE item H 6260 BP						0,00 €
<b>TOTAL</b>							<b>0,00 €</b>

21 Bedroom													
№	LIST OF WORKS	Unit of measurement	Quantity	Price of unit/ work	Amount	№	LIST OF MATERIALS	Consumption on 100 m2	Consumption on 1 m2	Unit of measurement	Quantity	Price of unit material	Amount
21.1	Delivery, installation, rubbish removal	pcs	1,00		0,00 €	21.1	Wardrobe collection size POLIFORM SENZAFINE 4830x584mm						0,00 €
21.2	Delivery, installation, rubbish removal	pcs	1,00		0,00 €	21.2	Bed collection size POLIFORM JACQUELINE BED 2255x2080mm						0,00 €
21.3	Delivery, installation, rubbish removal	pcs	1,00		0,00 €	21.3	Night table collection size POLIFORM PANDORA NIGHT TABLE 620x470mm						0,00 €
21.4	Delivery, installation, rubbish removal	pcs	1,00		0,00 €	21.4	Coffee table collection size POLIFORM FLUTE NIGHT TABLE ø 500mm, h=600mm						0,00 €
21.5	Delivery, installation, rubbish removal	pcs	1,00		0,00 €	21.5	Hand made carpet collection size POLIFORM FRAME 2300x3000mm						0,00 €
21.6	Delivery, installation, rubbish removal	pcs	1,00		0,00 €	21.6	Bookcase collection size POLIFORM SISTEMI GIORNO SKIP 6						0,00 €
21.7	Delivery, installation, rubbish removal	pcs	1,00		0,00 €	21.7	Coffee table collection MARIO BOTTA CLESSIDRA						0,00 €
21.8	Delivery, installation, rubbish removal	pcs	1,00		0,00 €	21.8	Lounge chair collection NICHETTO ELYSIA						0,00 €
21.9	Delivery, installation, rubbish removal	pcs	2,00		0,00 €	21.9	Pouf collection POTOCCO HERM POUFS - POTOCCO						0,00 €
21.10	Delivery, installation, rubbish removal	pcs	1,00		0,00 €	21.10	Decorative "frame"						0,00 €
21.11	Delivery, installation, rubbish removal	pcs	1,00		0,00 €	21.11	Floor lamp collection SOLUCIONES ARQUITECTÓNICAS GRÁSHOPPA FLOOR LAMP						0,00 €
21.12	Delivery, installation, rubbish removal	pcs	1,00		0,00 €	21.12	Lamp collection LUIGI CACCIA DOMINIONI LAMPADA PORCINO (AZUCENA 1966)						0,00 €
21.13	Delivery, installation, connection, rubbish removal	pcs	1,00		0,00 €	21.13	Floor lamp collection RUBN MILLER FLOOR - BLACK / BRASS						0,00 €
21.14	Delivery, installation, rubbish removal	pcs	1,00		0,00 €	21.14	Mirror size 1740x2934*mm						0,00 €
21.15	Delivery, installation, rubbish removal	pcs	1,00		0,00 €	21.15	Mirror size 1580x2934*mm						0,00 €
21.16	Delivery, installation, rubbish removal	pcs	1,00		0,00 €	21.16	Poster						0,00 €
21.17	Delivery, installation, rubbish removal	pcs	1,00		0,00 €	21.17	Curtains collection KIRKBY DESIGN ORION ESPRESSO, apm K5058/55						0,00 €
21.18	Delivery, installation, rubbish removal	pcs	1,00		0,00 €	21.18	Curtains collection KIRKBY DESIGN ORION FOSSIL, apm K5058/56						0,00 €
21.19	Delivery, installation, rubbish removal	pcs	1,00		0,00 €	21.19	Tulle collection ROMO VELINO CREMA, apm 7821/02						0,00 €
					<b>TOTAL</b>						<b>TOTAL</b>	<b>0,00 €</b>	

22 Living room													
№	LIST OF WORKS	Unit of measurement	Quantity	Price of unit/ work	Amount	№	LIST OF MATERIALS	Consumption on 100 m2	Consumption on 1 m2	Unit of measurement	Quantity	Price of unit material	Amount
22.1	Delivery, installation, rubbish removal	pcs	1,00		0,00 €	22.1	TV bench collection PRANDINA SINTESI						0,00 €
22.2	Delivery, installation, rubbish removal	pcs	3,00		0,00 €	22.2	Bar stool collection POLIFORM HARMONY						0,00 €
22.3	Delivery, installation, rubbish removal	pcs	1,00		0,00 €	22.3	Carpet collection RESTORATION HARDWARE ORO RUG						0,00 €
22.4	Delivery, installation, rubbish removal	pcs	8,00		0,00 €	22.4	Chair collection ARCHIPRODUCTS CALLIGARIS LANDS						0,00 €
22.5	Delivery, installation, rubbish removal	pcs	1,00		0,00 €	22.5	Dining table collection ANDREUWORLD WIND item ME5457						0,00 €
22.6	Delivery, installation, rubbish removal	pcs	1,00		0,00 €	22.6	Cabinet collection MINOTTI AYLON size 740x1220mm						0,00 €
22.7	Delivery, installation, rubbish removal	pcs	1,00		0,00 €	22.7	Cabinet collection MINOTTI AYLON size 740x1370mm						0,00 €
22.8	Delivery, installation, rubbish removal	pcs	1,00		0,00 €	22.8	Coffee table collection MINOTTI RITTER						0,00 €
22.9	Delivery, installation, rubbish removal	pcs	1,00		0,00 €	22.9	Sofa collection POLIFORM SHANGAI						0,00 €
22.10	Delivery, installation, rubbish removal	pcs	1,00		0,00 €	22.10	Carpet collection BOCONCEPT NENDO: FUSION						0,00 €
22.11	Delivery, installation, connection, rubbish removal	pcs	1,00		0,00 €	22.11	Lamp collection WEST ELM ACRYLIC COLUMN TABLE LAMP						0,00 €
22.12	Delivery, installation, connection, rubbish removal	pcs	1,00		0,00 €	22.12	Lamp collection LUIGI CACCIA DOMINIONI LAMPADA PORCINO (AZUCENA 1966)						0,00 €
22.13	Delivery, installation, connection, rubbish removal	pcs	1,00		0,00 €	22.13	TV model Samsung 82" Class Q70R QLED Smart 4K UHD TV						0,00 €
22.14	Delivery, installation, connection, rubbish removal	pcs	1,00		0,00 €	22.14	Sound Bar model Samsung HW-Q80R Samsung Harman Kardon 5.1.2ch Soundbar with Dolby Atmos						0,00 €
22.15	Delivery, installation, rubbish removal	pcs	1,00		0,00 €	22.15	Curtains collection KIRKBY DESIGN ORION ESPRESSO, apm K5058/55						0,00 €
22.16	Delivery, installation, rubbish removal	pcs	1,00		0,00 €	22.16	Curtains collection KIRKBY DESIGN ORION FOSSIL, apm K5058/56						0,00 €
22.17	Delivery, installation, rubbish removal	pcs	1,00		0,00 €	22.17	Tulle collection ROMO VELINO CREMA, apm 7821/02						0,00 €
22.18	Delivery, installation, rubbish removal	pcs	1,00		0,00 €	22.18	Wall-clock						0,00 €
					<b>TOTAL</b>						<b>TOTAL</b>	<b>0,00 €</b>	

23						Children's room							
№	LIST OF WORKS	Unit of measurement	Quantity	Price of unit/work	Amount	№	LIST OF MATERIALS	Consumption on 100 m2	Consumption on 1 m2	Unit of measurement	Quantity	Price of unit material	Amount
23.1	Delivery, installation, rubbish removal	pcs	1,00		0,00 €	23.1	Toy storage cabinet size Oder (consists of 5 parts) 400x3610x440(h)mm						0,00 €
23.2	Delivery, installation, rubbish removal	pcs	1,00		0,00 €	23.2	Bookcase size Oder 300x810x1960(h)mm						0,00 €
23.3	Delivery, installation, connection, rubbish removal	pcs	1,00		0,00 €	23.3	Table lamp collection MUUTO WOOD LAMP						0,00 €
23.4	Delivery, installation, rubbish removal	pcs	1,00		0,00 €	23.4	Soft chair collection LA FORMA ANDRE model JULIA GRUP ANDRE						0,00 €
23.5	Delivery, installation, rubbish removal	pcs	1,00		0,00 €	23.5	Desk material size Oder solid oak 800x2200x800(h)mm						0,00 €
23.6	Delivery, installation, rubbish removal	pcs	1,00		0,00 €	23.6	Carpet item ALIBABA 2017OEM						0,00 €
23.7	Delivery, installation, rubbish removal	pcs	1,00		0,00 €	23.7	Rug item VERTBAUDET STAR-SHAPED RUG - STORM GREY						0,00 €
23.8	Delivery, installation, rubbish removal	pcs	2,00		0,00 €	23.8	Wall coatrack material Oder solid oak						0,00 €
23.9	Delivery, installation, rubbish removal	pcs	1,00		0,00 €	23.9	Loft children's bed+athletic zone material Oder Solid oak						0,00 €
23.10	Delivery, installation, rubbish removal	pcs	1,00		0,00 €	23.10	Wardrobe material size Oder solid oak lacquered MDF 600x1300mm						0,00 €
23.11	Delivery, installation, connection, rubbish removal	pcs	1,00		0,00 €	23.11	TV model Samsung 65" Class RU8000 Premium Smart 4K UHD TV						0,00 €
23.12	Delivery, installation, rubbish removal	pcs	1,00		0,00 €	23.12	Curtains collection KIRKBY DESIGN ORION ESPRESSO, item K5058/55						0,00 €
23.13	Delivery, installation, rubbish removal	pcs	1,00		0,00 €	23.13	Curtains collection KIRKBY DESIGN ORION FOSSIL, item K5058/56						0,00 €
23.14	Delivery, installation, rubbish removal	pcs	1,00		0,00 €	23.14	Tulle collection ROMO VELINO CREMA, item 7821/02						0,00 €
23.15	Delivery, installation, rubbish removal	pcs	1,00		0,00 €	23.15	PC model Apple iMac 21.5						0,00 €
					<b>TOTAL</b>						<b>TOTAL</b>	<b>0,00 €</b>	

"24-25"						Plumbing equipment							
24						Bathroom							
№	LIST OF WORKS	Unit of measurement	Quantity	Price of unit/work	Amount	№	LIST OF MATERIALS	Consumption on 100 m2	Consumption on 1 m2	Unit of measurement	Quantity	Price of unit material	Amount
24.1	Delivery, installation, rubbish removal	pcs	1,00		0,00 €	24.1	Bathroom cabinet collection NOORTH NOORTH						0,00 €
24.2	Delivery, installation, connection, rubbish removal	pcs	1,00		0,00 €	24.2	Bidet collection ROCA THE GAP						0,00 €
24.3	Delivery, installation, connection, rubbish removal	pcs	1,00		0,00 €	24.3	Toilet bowl collection ROCA THE GAP						0,00 €
24.4	Delivery, installation, connection, rubbish removal	pcs	1,00		0,00 €	24.4	Bath collection PARADISELIVINGCO CONCRETE GREY TERRAZZO STONE BATH						0,00 €
24.5	Delivery, installation, connection, rubbish removal	pcs	1,00		0,00 €	24.5	Towel dryer collection IRSAP STEP_B TOALLERO						0,00 €
24.6	Delivery, installation, rubbish removal	pcs	1,00		0,00 €	24.6	Stone to oder						0,00 €
24.7	Delivery, installation, connection, rubbish removal	pcs	1,00		0,00 €	24.7	Mirror size 1600x2250mm						0,00 €
24.8	Delivery, installation, connection, rubbish removal	pcs	1,00		0,00 €	24.8	Mirror size 340x2250mm						0,00 €
24.9	Delivery, installation, connection, rubbish removal	pcs	1,00		0,00 €	24.9	Floor lamp collection BERTFRANK REVOLVE FLOOR LAMP						0,00 €
24.10	Delivery, installation, connection, rubbish removal	pcs	1,00		0,00 €	24.10	Floor mixer item GESSI 54028						0,00 €
24.11	Delivery, installation, connection, rubbish removal	pcs	1,00		0,00 €	24.11	Wall-mounted washbasin mixer collection PALAZZANI MIMO item 123114						0,00 €
24.12	Delivery, installation, connection, rubbish removal	pcs	1,00		0,00 €	24.12	Bidet mixer						0,00 €
24.13	Delivery, installation, connection, rubbish removal	pcs	1,00		0,00 €	24.13	Towel dryer collection min IRSAP STEP_B TOALLERO						0,00 €
24.14	Delivery, installation, rubbish removal	pcs	1,00		0,00 €	24.14	Toilet paper holder collection Cosmic BATH LIFE item 2290158						0,00 €
24.15	Delivery, installation, rubbish removal	pcs	1,00		0,00 €	24.15	Towel holder collection Cosmic EXTREME item 2530163						0,00 €
24.16	Delivery, installation, rubbish removal	pcs	1,00		0,00 €	24.16	Toilet brush collection Cosmic Extreme item 253.01.00						0,00 €
24.17	Delivery, installation, rubbish removal	pcs	2,00		0,00 €	24.17	Lamp collection HICKENLIGHTING AS 1140001 CUBE						0,00 €
					<b>TOTAL</b>						<b>TOTAL</b>	<b>0,00 €</b>	

25 Shower room													
№	LIST OF WORKS	Unit of measurement	Quantity	Price of unit/ work	Amount	№	LIST OF MATERIALS	Consumption on 100 m2	Consumption on 1 m2	Unit of measurement	Quantity	Price of unit material	Amount
25.1	Delivery, installation, rubbish removal	pcs	1,00		0,00 €	25.1	Vanity unit NOORTH collection PURO, 19.10						0,00 €
25.2	Delivery, installation, connection, rubbish removal	pcs	1,00		0,00 €	25.2	Bidet ROCA collection THE GAP						0,00 €
25.3	Delivery, installation, connection, rubbish removal	pcs	1,00		0,00 €	25.3	Toilet bowl ROCA collection THE GAP						0,00 €
25.4	Delivery, installation, connection, rubbish removal	pcs	2,00		0,00 €	25.4	Countertop washbasin ANTONIOLUPI collection POGGIO						0,00 €
25.5	Delivery, installation, connection, rubbish removal	pcs	2,00		0,00 €	25.5	Mirror with illumination ANTONIOLUPI collection SPIO						0,00 €
25.6	Delivery, installation, connection, rubbish removal	pcs	1,00		0,00 €	25.6	Shower System GROHE collection RAINSHOWER F-SERIES 40"h AQUASYMPHONY						0,00 €
25.7	Delivery, installation, rubbish removal	pcs	1,00		0,00 €	25.7	Glass Shower Door CASTEL collection SERIE ABATE						0,00 €
25.8	Delivery, installation, rubbish removal	pcs	2,00		0,00 €	25.8	Wall-mounted washbasin mixer PALAZZANI collection MIMO item 123114						0,00 €
25.9	Delivery, installation, rubbish removal	pcs	1,00		0,00 €	25.9	Toilet paper holder Cosmic collection BATH LIFE item 2290158						0,00 €
25.10	Delivery, installation, rubbish removal	pcs	1,00		0,00 €	25.10	Towel holder Cosmic collection EXTREME item 2530163						0,00 €
25.11	Delivery, installation, rubbish removal	pcs	1,00		0,00 €	25.11	Toilet brush Cosmic collection Extreme						0,00 €
25.12	Delivery, installation, rubbish removal	pcs	1,00		0,00 €	25.12	Towel holder Cosmic collection EXTREME item 2530165						0,00 €
25.13	Delivery, installation, rubbish removal	pcs	1,00		0,00 €	25.13	Towel holder Cosmic collection ARCHITECT item 2350121						0,00 €
					<b>TOTAL</b>						<b>TOTAL</b>	<b>0,00 €</b>	

26 Other works № 1													
№	LIST OF WORKS	Unit of measurement	Quantity	Price of unit/ work	Amount	№	LIST OF MATERIALS	Consumption on 100 m2	Consumption on 1 m2	Unit of measurement	Quantity	Price of unit material	Amount
26.1	Water supply and sewerage. Installation of systems	set	1,00		0,00 €	26.1							0,00 €
26.2	Polypropylene pressure pipe SDR 11S, Ø25x2,3mm	linear meter	100,00		0,00 €	26.2							0,00 €
26.3	Polypropylene pressure pipe SDR 11S, Ø110x10 mm	linear meter	35,00		0,00 €	26.3							0,00 €
26.4	Fasteners for pipelines	pcs.	35,00		0,00 €	26.4							0,00 €
26.5	Rebar	pcs	23,00		0,00 €	26.5							0,00 €
26.6	Pipeline Elements (Fittings)	pcs	10,00		0,00 €	26.6							0,00 €
					<b>TOTAL</b>						<b>TOTAL</b>	<b>0,00 €</b>	

27 Other works № 2													
№	LIST OF WORKS	Unit of measurement	Quantity	Price of unit/ work	Amount	№	LIST OF MATERIALS	Consumption on 100 m2	Consumption on 1 m2	Unit of measurement	Quantity	Price of unit material	Amount
27.1	Removal and rubbish collector	car	6,00		0,00 €	27.1	Trash Bags			pcs	750,00		0,00 €
27.2	Cargo handling	t	40,00		0,00 €	27.2	Polythene film			pyл	15,00		0,00 €
27.3					0,00 €	27.3	Fibreboard			m2	640,00		0,00 €
27.4	Cleaning works	m2	597,35		0,00 €	27.4							0,00 €
					<b>TOTAL</b>						<b>TOTAL</b>	<b>0,00 €</b>	



# LET'S GET STARTED

Contact us for a personal offer.

CONTACT

E-Mail: [info@stz.es](mailto:info@stz.es)

Tel: +34 697 315 515

<https://stz.es>



**STANZZA**

© «STANZZA EUROPE DESIGN SL» - Work in Spain and all over Europe